

It's Easy To Play Gilbert & Sullivan.

Easy to read, simplified arrangements of songs from some of Gilbert and Sullivan's best loved light operas, for piano/vocal with guitar chord symbols. Including Prithee, Pretty Maiden, Nothing Venture, Nothing Win, When Britain Really Ruled The Waves and many more.

Arranged by Cyril Watters.



It's Easy To Play Gilbert & Sullivan.



Wise Publications
London/New York/Sydney

Exclusive Distributors:

Music Sales Limited

8/9 Frith Street, London W1V 5TZ, England

Music Sales Pty. Limited

120 Rothschild Avenue, Rosebery, NSW 2018, Australia

Music Sales Corporation

257 Park Avenue South, N.Y. 10010, New York, USA

This book © Copyright 1979 by

Wise Publications

ISBN 0-86001-629-3

Order No. AM 24225

Compiled and arranged by
Cyril Watters

Music Sales complete catalogue lists thousands
of titles and is free from your local music
book shop, or direct from Music Sales Limited.
Please send a cheque or Postal Order for £1.50 for postage to
Music Sales Limited, 8/9 Frith Street, London W1V 5TZ.

Printed and bound in Great Britain by
Caligraving Limited Thetford Norfolk

Gavotte, 14
He Is An Englishman, 32
I Have A Song To Sing, O!, 36
Let's Give Three Cheers, 10
Little Buttercup, 7
Nothing Venture, Nothing Win, 25
Prithee, Pretty Maiden, 46
Sing "Hey To You, Good-Day To You", 4
Strange Adventure, 28
Take A Pair Of Sparkling Eyes, 43
The Flowers That Bloom In The Spring, 17
The Sun Whose Rays, 12
There Grew A Little Flower, 30
Three Little Maids From School, 40
Tit-Willow, 38
When A Merry Maiden Marries, 34
When A Wooer Goes A-Wooing, 22
When Britain Really Ruled The Waves, 20

Sing "Hey To You, Good-Day To You"

from *Patience*

By Gilbert and Sullivan
Arranged by Cyril Watters

Allegro

(Jane and Bunthorne)

mp

1. So go to him and say to him, with
tell him that un-less he will con-

G (G) C6 G C6

com-pli-ment i-ron-i-cal, Sing "Hey to you, Good day to you" And that's what I shall
-sent to be more joc-u-lar, Say "Booh to you, Pooh pooh to you" And that's what you should

G C6

say! "Your style is much too sanc-ti-fied, your cut is too can-on-i-cal," Sing
say! "To cut his cur-ly hair and stick an eye-glass in his oc-u-lar," Sing

D7 G C6 G C6 G

"Bah to you, Ha! Ha! to you" and that's what I shall say! "I was the beau i-
"Bah to you, Ha! Ha! to you" and that's what you should say! "To stuff his con-ver-

D Ddim D G A7 D

-de - al of the mor-bid young aes - the-ti - cal, To doubt my in - spi - ra-tion was re -
 -sa-tion full of quib-ble and of quid-di - ty, To dine on chops and ro-ly - po - ly

A7 D A7 D F#7 Bm Ddim

-gard-ed as he - re - ti-cal, Un- til you cut me out with your pla - ci - di - ty e -
 pud-ding with a - vi - di-ty, He'd bet-ter clear a - way with all con- ve-ni-ent ra -

A D F#7 Bm Ddim D A

-me-ti-cal." Sing "Booh to you, Pooh pooh to you" And that's what I shall say! Sing
 -pi - di-ty." Sing "Hey to you, Good -day to you" And that's what you should say! Sing

D Cm7 Fb7 D7

"Booh to you, Pooh pooh to you,"And that's what I shall say! } Sing
 "Booh to you, Pooh pooh to you,"And that's what I shall say! } Sing

D A7 D

"Hey to you, Good- day to you" Sing "Bah to you, Ha! Ha! to you" Sing "Booh to you, Pooh

G D9

pooh to you," And that's what you should say! Sing "Hey to you, Good-day to you," Sing

G

"Bah to you, Ha! Ha! to you," Sing "Booh to you" And that's what you should say! "Fah,

D9 G

Booh, Bah Booh," And that's what I shall say! "Bah, Booh, Bah,

C G C G Am7 D7 G C G

Booh," And that's what I shall say! 2. I'll

C G C D7 G

I shall say!

D7 G

Little Buttercup

from H.M.S. Pinafore

By Gilbert and Sullivan
Arranged by Cyril Watters

Moderato (Mrs Cripps)

mf *mp*

I'm called lit - tle

C G7 C

But - ter - cup, dear lit - tle But - ter - cup, though I could ne - ver tell

G7 C G7 C F

why; But still I'm call'd But - ter - cup, poor lit - tle

C A7 Dm G7

But - ter - cup, sweet lit - tle But - ter - cup I. I've

C G7 C

snuff and to - bac - cy, and ex - cel - lent jack - y; I've scis - sors, and

Am E7 Am E7 Am

watch - es, and knives. I've rib - bons and la - ces to

E Am E7 Am E Am E7

set off the fa - ces of pret - ty young sweet - hearts and wives.

Am E7 Am D7 G C

I've trea - cle and tof - fee, I've tea, and I've cof - fee; soft

G C G G7 C G7 C

tom - my and suc - cu - lent chops; I've chick - ens and

F C7 F D7

rall.

co - nies, and pret - ty po - lo - nies, and ex - cel - lent pep - per - mint

G B7 Em Fdim G D7

drops. Then buy of your But - ter - cup, dear lit - tle

a tempo

G C G7 C G7 C

But - ter - cup, sai - lors should ne - ver be shy. So

G7 C F C

buy of your But - ter - cup, poor lit - tle But - ter - cup, Come, of your

A7 Dm G7 C

But - ter - cup buy.

f

G7 C

Let's Give Three Cheers

from H.M.S. Pinafore

By Gilbert and Sullivan
Arranged by Cyril Watters

Moderato

(Chorus)

f Let's give three cheers for the sai-lor's bride who casts all thought of rank a-side, And

F C7 F C

gives up home—and for-tune too, for the hon-est love of a sai-lor true! Tra

F C7 F C7 F

la, la, la, la, la, la, la, la, la, la, la, la, la, la, la,

Dm Gm Gm6 A7

la, la, la, la, la, la, la, la, la, la, la, la, la, la, la

Dm A7 Dm C G7 C

la, la, la, la, la, la, la, la, la, la, la, la, la, la, la, la,

G7 C6 G C6

This system contains the first four measures of the piece. The melody is in the treble clef, and the accompaniment is in the bass clef. The key signature has one flat (B-flat). The lyrics are 'la, la, la, la, la, la, la, la, la, la, la, la, la, la, la, la,'.

la, la, la, la, la, la, la, la, la, la, la. Let's

G7 C6 G C

This system contains the next four measures. The melody continues in the treble clef, and the accompaniment is in the bass clef. The lyrics are 'la, la, la, la, la, la, la, la, la, la, la. Let's'.

give three cheers for the sai - lor's bride, who casts all thought of rank a-side, And

F C7 F C

This system contains the next four measures. The melody is in the treble clef, and the accompaniment is in the bass clef. The lyrics are 'give three cheers for the sai - lor's bride, who casts all thought of rank a-side, And'.

gives up home and for - tune too for the hon - est love of a sai - lor true!

F C7 F C7 F

This system contains the next four measures. The melody is in the treble clef, and the accompaniment is in the bass clef. The lyrics are 'gives up home and for - tune too for the hon - est love of a sai - lor true!'.

F C7 F

This system contains the final four measures of the piece. The melody is in the treble clef, and the accompaniment is in the bass clef. The lyrics are not present in this system.

The Sun Whose Rays

from The Mikado

By Gilbert and Sullivan
Arranged by Cyril Watters

Very Slow

mf

p

G D7 G

Detailed description: This block shows the piano introduction. It consists of two staves: a treble clef staff and a bass clef staff. The key signature is one sharp (F#) and the time signature is 3/4. The melody in the treble staff begins with a half note G4, followed by quarter notes A4, B4, C5, D5, E5, and F#5. The bass staff provides accompaniment with a half note G2, followed by quarter notes A2, B2, and C3. Dynamics include *mf* and *p*. Chords G, D7, and G are indicated below the bass staff.

(Yum Yum)

1. The sun, whose rays are all a-blaze with ev-er-liv-ing glo-ry,
2. Ob-serve her flame, that pla-cid dame, the moon's ce-lest-ial High-ness;

(G) D7 G

Detailed description: This block contains the first two lines of the vocal melody. The treble staff has a treble clef and a key signature of one sharp. The lyrics are written below the staff. The bass staff has a bass clef and provides accompaniment. Chords (G), D7, and G are indicated below the bass staff.

Does not de-ny his ma-jes-ty, he scorns to tell a sto-ry!
There's not a trace up-on her face of dif-fi-dence or shy-ness:

A D

Detailed description: This block contains the third and fourth lines of the vocal melody. The treble staff has a treble clef and a key signature of one sharp. The lyrics are written below the staff. The bass staff has a bass clef and provides accompaniment. Chords A and D are indicated below the bass staff.

He don't ex-claim "I blush for shame, so kind-ly be in-dul-gent,"
She bor-rows light that thro' the night, man-kind may all ac-claim her!

Dm A7 Dm E

Detailed description: This block contains the fifth and sixth lines of the vocal melody. The treble staff has a treble clef and a key signature of one sharp. The lyrics are written below the staff. The bass staff has a bass clef and provides accompaniment. Chords Dm, A7, Dm, and E are indicated below the bass staff.

But fierce and bold, in fie - ry gold, he glo - ries all ef - ful - gent.
And truth to tell, she lights up well, so I, for one don't blame her.

Am E7 Am D

I mean to rule the earth, as he the sky, We
Ah, pray make no mis - take, we are not shy; We're

D7 G6 D7 G D7 G G7

real - ly know our worth, the sun and I!
ve - ry wide a - wake, the moon and I!
I mean to rule the earth, as he the sky, we
Ah, pray make no mis - take, we are not shy; we're

C G7 C Am

rall.
real - ly knew our worth, the sun and I!
ve - ry wide a - wake, the moon and I!

D7 G D7 G D7

p
I!
mf a tempo
p

G G D7 G

Gavotte

from The Gondoliers

By Gilbert and Sullivan
Arranged by Cyril Watters

Moderato

(Quintet)

mf

1. I — am a

mp

G7 C F G7 C

mp

cour - tier grave and se - rious who — is a - bout to kiss your hand: Try — to com -
-votte per - form se - date - ly, of - fer your hand with con - scious pride; Take an —

(C) G7 C

mp

-bine a pose im - pe - rious with a de - mean - our no - bly bland. Let us com -
atti - tude not too state - ly, still suf - ficient - ly dig - ni - fied. Now for an

C G D7 G

mp

-bine a pose im - pe - rious with a de - mean - our no - bly bland! That's if
atti - tude not too state - ly, still suf - ficient - ly dig - ni - fied! Once - ly

D7 G6 D7 G

any-thing too un - bend-ing, too ag - gres-sive-ly — stiff and grand. Now to the
twice - ly, once - ly, twice-ly, bow im - pres-sive-ly — ere you glide. *mf*

G7 Cm Eb Ab Bb7 Eb Ab

o - ther ex-treme you're tend-ing, Don't be so deuc-ed-ly con - de - scend-ing! Now to the
you've caught it nice-ly! That is the style of — thing pre - cise - ly! *p*

Eb Bb7 Eb Ab Eb Bb7 Eb

o - ther ex-treme you're — tend - ing, Don't be so dread - ful-ly con - de -
you've caught it — nice - ly! That is the style of — thing — pre -

G Cm6 G Cm6

-scend-ing!
-cise - ly!

Oh, hard to — please some no-ble-men — seem! At — first if
Oh, sweet to — earn a no-ble-man's praise!

G C G7 C6

an - y - thing — too — un - bend - ing, Off — we — go to the o-ther ex -
we've caught — it — nice - ly! Sup-pos-ing he's right in what — he —

G7 C G7

1

-treme, Too con - found-ed-ly con - de - scend - ing!
 says, This is the style of thing pre -

C G7 C

mf

2

2. Now a ga - cise-ly! Ah! you've caught it

F G7 C C F C G7

mf

nice - ly, That is the style of thing pre - cise-ly! That is the style of thing, the -

C F C G7 C F Em

rall. *a tempo*

style of thing pre - cise - ly!

F G9 C F Dm G7 C

F Em F G9 C F Dm G7 C

The Flowers That Bloom In The Spring

from The Mikado

By Gilbert and Sullivan
Arranged by Cyril Watters

Allegro

(Quintet)

The musical score is written for piano in G major and 6/8 time. It consists of four systems of music. The first system begins with a treble clef, a key signature of one sharp (F#), and a 6/8 time signature. The tempo is marked 'Allegro' and the dynamics are 'mp'. The first system contains the lyrics 'The flow - ers that bloom in the'. The second system contains 'Spring, Tra la, breathe pro - mise of mer - ry sun - shine. As we mer - ri - ly dance and we'. The third system contains 'sing, Tra la, we wel - come the hope that they bring, Tra la, of a sum - mer of ro - ses and'. The fourth system contains 'wine, Of a sum - mer of ro - ses and wine. And that's what we mean when we'. Chord symbols are placed below the bass line: G, D7, G, B7, Em, A7, D, D dim, A7, D, and (No Chord).

mp

The flow - ers that bloom in the

Spring, Tra la, breathe pro - mise of mer - ry sun - shine. As we mer - ri - ly dance and we

sing, Tra la, we wel - come the hope that they bring, Tra la, of a sum - mer of ro - ses and

wine, Of a sum - mer of ro - ses and wine. And that's what we mean when we

G D7 G B7 Em A7 D D dim A7 D (No Chord)

say that a thing is wel-come as flow-ers that bloom in the spring. Tra la la la la, — Tra

rall. *a tempo*

G

la la la la, — the flow-ers that bloom in the spring. Tra la la la la, — Tra

mf

D7 G

la la la la, — Tra la la la la la!

The *mp*

Em C D7 G

flow-ers that bloom in the spring, Tra la, have no-thing to do with the case. I've

D7 G

got to take un-der my wing, Tra la, a most un-at-tract-ive old thing, Tra la, with a

B7 Em

car - i - ca - ture of a face, with a car - i - ca - ture of a face. And

A7 D Ddim A7 D

that's what I mean when I say, or I sing, "Oh bo-ther the flow-ers that bloom in the spring." Tra

rall. *a tempo*

(No Chord)

la la la la, — Tra la la la la, — "Oh bo-ther the flow-ers of spring. Tra

mf

G D7 G

la la la la, — Tra la la la la, — Tra la la la la la! — *f*

Em C D7 G

la la la la, — Tra la la la la, — Tra la la la la la! — *f*

Em C D7 G

When Britain Really Ruled The Waves

from Iolanthe

By Gilbert and Sullivan
Arranged by Cyril Watters

Maestoso

G C G Am7 G C Am G D7

(Lord Mountarat)

G (G) D7 G D7 G Fm7 A7

D E Am E7 Am E7 Am

E7 Em A D G A7 D G C G C

proud-est bays in good Queen Bess-'s glo - rious days! Yet Bri - tain won her
 world a blaze in good King George's glo - rious days! Yet Bri - tain set the

D Fm C D G C G Am7

proud-est bays in good Queen Bess-'s glo - rious days. Yes, Bri - tain won her
 world a - blaze in good King George's glo - rious days. Yes, Bri - tain set the

G C Am G D7 G G C G Am7

proud-est bays in good Queen Bess-'s glo - rious days. 2. When days.
 world a - blaze in good King George's glo - rious days. 3. And days.

G C Am G D7 G G

3. And while the House of Peers withholds
 Its legislative hand,
 And noble statesmen do not itch
 To interfere with matters which
 They do not understand;
 As bright will shine Great Britain's rays
 As in King George's glorious days!

When A Wooer Goes A-Wooing

from The Yeoman Of The Guard

By Gilbert and Sullivan
Arranged by Cyril Watters

Moderato

(Quartet)

p

When a woo-er goes a - woo-ing, Naught is tru - er than his
joy. Mai-den lush -ing all his su - ing, bold- ly blush-ing, brave-ly coy! Brave-ly
coy, bold - ly blush-ing, bold-ly blush-ing, brave -ly coy! Oh, the hap- py days of
doing, Oh the hap- py days of do- ing! Oh, the sigh- ing and the su - ing! When a
woo-er goes a - woo-ing, Oh, the sweets that ne - ver cloy!

C Dm G7 C G7
C Bm E7 Am D7 G Gm
D7 G Gm D7 G
G7 C Dm G7 C Dm G7
C G7 Am Dm7 C D7 G7 C

When a brother leaves his sister for another, sister weeps, Tears that

Cm Fm6 G7 Cm Eb7

trick-le, tears that blis-ter, 'tis but mick-le sis - ter reaps! Tears that trick

Ab Db Eb7 Ab C7

le, tears that blis ter, Oh, the do - ing and un - doing, Oh, the

Fm Fm6 G G7

do - ing and un - do - ing, Oh, the sigh - ing and the su - ing, When a broth - er goes a - do - ing and un - do - ing, Oh, the sigh - ing and the su - ing, When a jest - er goes a -

C Dm G7 C Dm G7 C G7

-woo - ing, and a sob - bing sis - ter weeps. }
 -woo - ing, and he wish - es he was dead. } When a

To Coda ♪

Am Dm7 C D7 G7 C

jest-er is out-wit - ted, feel-ings fest - er, heart is lead! Food for fish-es, on - ly

C7 F C7 F F7 E Eb7

fit-ted, Jest - er wish-es he was dead! Food for fish-es, on - ly fit-ted, Jest - er

D D7 Db C7 E Em B

D.S. al Coda

⊕ CODA

wish-es he was dead! Oh, the

Em G7

Oh, the do-ing and un-

Bb

-do-ing, Oh! the sigh-ing and the su-ing, When a jest-er goes a - woo-ing and he

C7 Bb C7 F C7 F C7

wish-es he was dead. He wish-es he was dead!

pp
F dim C

Nothing Venture, Nothing Win

from Iolanthe

By Gilbert and Sullivan
Arranged by Cyril Watters

Allegro

f *mp*

F C7 F

(Trio)

1. He who shies at such a prize is not
2. If you go in you're sure to win, Yours will

C7 F6

worth a ma - ra - ve - di; Be so kind to bear in
be the charm - ing mai - die; Be your law the an - cient

B^b G7 C F C7

mind, saw, "Faint - heart ne - ver won fair la - dy!"
"Faint - heart ne - ver won fair la - dy!"

F6 C G7 C

Ne - ver, ne - ver, ne - ver. "Faint heart ne - ver
 (2.3.) Ne - ver, ne - ver, ne - ver. "Faint heart ne - ver

Cmaj7 Am C+ Am Dm

won fair la - dy! "
 won fair la - dy! "

1. Ev - ry
 2. While the
 3. No - thing

C G (No Chord) C7

jour - ney has an end, When at the worst af -
 sun shines make your hay, Where a will is
 ven - ture no - thing win, Blood is thick, but

F C7 F

-fairs will mend. Dark the dawn when day is
 there's a way. Beard the li - on in his
 wa - ter's thin. In for a pen - ny, in for a

C7 F7 F F7

To Coda ☼

nigh, Hús - tle your horse and don't say die. *mf*
 lair, None but the brave and de - serve the fair.
 pound, It's love that makes the the

Bb F C7 F

(Lord Chancellor)

I'll take

mp

C7 F Fdim

heart, and make a start, Though I fear the

C Fdim C Fm6 C

prospect's shady Much I'd spend to gain my end,

G C Fdim C Fdim C

"Faint heart never won fair lady!"

D.S. al Coda

Dm7 C G7 C

world go

⊕ CODA

C7

round.

mf

F C7 F

Strange Adventure

from The Yeoman Of The Guard

By Gilbert and Sullivan
Arranged by Cyril Watters

Tempo di Gavotte

(Quartet)

mf

Strange ad-ven-ure! Mai-den
(2) ven-ure! that we're

wed-ded to a groom she'd ne-ver seen! Ne-ver, ne-ver, ne-ver
trol-ling; mod-est maid and gal-lant groom! Gal-lant, gal-lant, gal-lant

seen! Groom a-bout to be be-head-ed, In an hour on Tow-er
groom! While the fun'-ral bell is toll-ing, toll-ing, toll-ing, Bim-a-

Green!, Tow-er, Tow-er, Tow-er, Green! Groom in drear-y dun-geon
boom! Bim-a, Bim-a, Bim-a, boom! Mod-est maid-en will not

G C6 D7 G D7

G Am D7 G D C

D A7 G A7 D G Em F# Bm F# F#
(Bsus)

B Em B Em B Em C

ly - ing; Groom as tar - ry; Though but good as — dead or six - teen — year she dy - ing, For a car - ry, She must pret - ty maid - en mar - ry, she must

D7 G F G7 G C Gm Am C

sigh - ing; Pret - ty mar - ry, Though the maid of — sev - en - teen! al - tar — be a tomb, Sev - en, sev - en, — sev - en - Tow - er, Tow - er, — Tow - er

D7 G C D D7 Em G C D D7

1 - teen! *mf* 2. Strange ad - tomb!

G C6 D7 G G

Tow - er tomb! Tow - er tomb! Though the

C D7 G C6 D7 G
(Dsus)

al - tar be a tomb! *Slower* Tow - er, Tow - er, — Tow - er tomb!

C D D7 Em G C G D7 G

There Grew A Little Flower

from Ruddigore

By Gilbert and Sullivan
Arranged by Cyril Watters

Andante

(Hannab and Sir Roderick)

The musical score is written in 4/4 time with a tempo marking of 'Andante'. It features a piano accompaniment and a vocal line. The piano part includes a dynamic marking of 'p' and various chords such as C, G7, Am, F7, E7, and Em. The vocal line consists of two verses. The first verse begins with '1. There grew a lit-tle flow-er 'neath a great oak tree: When the found that he was fick-le, was that great oak tree, She was'. The second verse begins with '2. temp-est 'gan to low-er lit-tle heed-ed she. No need had she to cow-er for she in a pret-ty pick-le as she well might be, Eut his gal-lan-tries were mickle, for death'. The score continues with 'dread-ed not its pow-er, She was hap-py in the bow-er of her great oak tree! Sing fol-lowed with his sick-le, And her tears be-gan to trick-le for her great oak tree! Sing'. The final line of the score includes the lyrics 'hey, lack-a-day! hey, lack-a-day! Sing hey, lack-a-day, let the tears fall free For the'. The piano accompaniment features a steady bass line with chords that support the vocal melody.

1. There grew a lit-tle flow-er 'neath a great oak tree: When the
2. found that he was fick-le, was that great oak tree, She was

temp-est 'gan to low-er lit-tle heed-ed she. No need had she to cow-er for she
in a pret-ty pick-le as she well might be, Eut his gal-lan-tries were mickle, for death

dread-ed not its pow-er, She was hap-py in the bow-er of her great oak tree! Sing
fol-lowed with his sick-le, And her tears be-gan to trick-le for her great oak tree! Sing

hey, lack-a-day! hey, lack-a-day! Sing hey, lack-a-day, let the tears fall free For the

pret-ty lit - tle flower and the great oak tree! Sing hey, lack - a - day! Sing

G7 C C7 F

hey, lack - a - day! Sing hey, lack-a - day! Let the tears fall free for the

mf *mp*

D7 G G7 C F G7 C C7

1. 2. 3.

pret-ty lit-tleflow-er andthe great oak tree! 2. When she tree! Sing
3. Said ____

p

F C D G7 C C

hey, lack - a - day! Hey, lack - a - day, lack - a - day, lack - a - day!

pp *ritard*

G7 C G7 C B C G7 C G7 C

3. Said she " He loved me never, did that great oak tree,
 But I'm neither rich nor clever, and so why should he?
 But though fate our fortunes sever, to be constant
 I'll endeavour,
 Aye, for ever and for ever, to my great oak tree'
 Sing hey, lack-a-day! etc.

He Is An Englishman

from H.M.S. Pinafore

By Gilbert and Sullivan
Arranged by Cyril Watters

Moderato

(Boatswain)

For — he him-self has said — it, — And it's

great-ly to his cre - dit, — That he is an Eng-lish - man! That he

is an Eng-lish - man! For he might have been a Roo — sian, — A

French, or Turk, or Proo - sian, — Or per - haps I - tal - i an! Or per -

f *mp* *p* *mf*

G7 C F B^b C7 F C F C7

F E^b C7 F C F B^b C B^b F

C7 F C G7 C G7 Am G7 C G C

G7 Am G7 C G C F C Dm7 G7 C

- haps I - tal - i - an! But in spite of all temp - ta - tions — To be-

F C Dm7 G7 C F B^b C7 F C F C7

-long to o - ther na - tions, — He re - mains an Eng - lish - man! He re-

F E^b C7 F C F B^b C E^b F C7

-mains... an — Eng *rall.* lish - man! For in spite of all temp - *mf a tempo*

F Dm F C7 F B^b C7 F C7 F E^b C7

-ta - tions — To be - long to o - ther na - tions, — He re - mains an Eng - lish -

F C F C7 F B^b C7 F C F B^b C E^b

-man! He re - mains an — Eng *rall.* lish - man!

F C7 F Dm F C7 F B^b C7 F

When A Merry Maiden Marries

from The Gondoliers

By Gilbert and Sullivan
Arranged by Cyril Watters

Moderato

(Tessa)

When a mer - ry maid-en mar-ries, Sor-row goes and pleasure tar - ries:
Ev-'ry sound be-comes a song, All is right and no-thing's wrong! From to-day and ev-er
Grow-ing care and aching
af-ter, sor-row, Let our tears be tears of laugh-ter, Ev-'ry sigh that finds a vent Be a
Get ye gone un-til to- mor-row; Jeal-ou-sies in grim ar ray, Ye are
sigh of sweet con- tent! } When you mar-ry, mer - ry maid - en,
things of yes - ter- day! }

rall Then the air with love is la - den; { *a tempo* Ev-'ry flow'r is a rose, ev' - ry
All the corners of the earth ring with

F C7 F C7
F C G7 C
G7 C G7 C C7 E
A E B7 E
F C7

goose be-comes a swan; Ev'-ry kind of trou-ble goes where the last year's snows have
 mu - sic sweet-ly played, Wor-ry is me-lo - dious mirth, grief is joy in mas-que-

F C7 F C7 F

gone! Sun-light takes the place of shade — When you mar-ry, mer-ry maid! —
 -rade; Sul - len night is laugh-ing day, — All the year is mer-ry May! —

C7 F C7 F C7

1
 When a mer - ry maid - en mar - ries, Sor-row goes and pleas-ure tar - ries;
 All the year is mer-ry May, —

F C7 F C7

2
 Ev'-ry sound be-comes a song, All is right and no-thing's wrong. All the year is mer-ry
rall. *mp* *a tempo* *ritard.*

F7 B \flat E \flat m F C7 F F7

May! — Mer-ry, mer-ry May, mer-ry, mer-ry May, All the year is mer-ry, mer - ry May!
p a tempo *mf*

B \flat E \flat m F C7 F C7 F G7 C7 F

I Have A Song To Sing, O!

from The Yeoman Of The Guard

By Gilbert and Sullivan
Arranged by Cyril Watters

Moderato

(Point and Elsie)

Musical notation for the first system, featuring a treble and bass clef with a common time signature. The melody is in the treble clef, and the accompaniment is in the bass clef. The lyrics are: "I have a song to sing, O! Sing me your song, O!". The tempo is Moderato. The dynamics are marked *mp*. The key signature has one flat (B-flat). The first measure is marked "(No Chord)". The second measure has a chord of B-flat. The third measure has a chord of F. The fourth measure has a chord of B-flat. The fifth measure has a chord of F.

I have a song to sing, O! Sing me your song, O!

(No Chord) B \flat F B \flat F

Musical notation for the second system. The lyrics are: "It is sung to the moon by a love-lorn loon, who fled from the mock-ing". The accompaniment features a bass line with a C7 chord in the second measure and an F chord in the fourth measure.

It is sung to the moon by a love-lorn loon, who fled from the mock-ing

C7 F

Musical notation for the third system. The lyrics are: "through, O! It's the song of a mer-ry man } mo-ping mum whose soul was sad and whose
2. moan of the mer-ry man }". The accompaniment features a bass line with a C7 chord in the first measure, an F chord in the second measure, an (F) chord in the third measure, a C7 chord in the fourth measure, and an F chord in the fifth measure.

through, O! It's the song of a mer-ry man } mo-ping mum whose soul was sad and whose
2. moan of the mer-ry man }

C7 F (F) C7 F

Musical notation for the fourth system. The lyrics are: "glance was glum, Who sipped no sup and who craved no crumb, as he sighed for the love of a". The accompaniment features a bass line with a C7 chord in the first measure, an F chord in the second measure, a C7 chord in the third measure, an F chord in the fourth measure, and a C7 chord in the fifth measure.

glance was glum, Who sipped no sup and who craved no crumb, as he sighed for the love of a

C7 F C7 F C7

Musical notation for the fifth system. The lyrics are: "la - dye' Heigh - dy Heigh - dy' Mis-er-y me lack-a-day dee' He". The accompaniment features a bass line with an F chord in the first measure, a C7 chord in the third measure, and an F chord in the fifth measure. The dynamics are marked *mf* in the second measure.

la - dye' Heigh - dy Heigh - dy' Mis-er-y me lack-a-day dee' He

F C7 F

To Coda ⊕

sipped no sup and he craved no crumb as he sighed for the love of a la - dye.

C7 F C7 F

mp
I have a song to sing O! What is your song, O!

(No Chord) B \flat F B \flat F

It is sung with the ring of the songs maids sing, who love with a love life-

C7 F

-long, O! It's the song of a mer-ry maid, nest-ling near, who loved her lord, but who

C7 F C7 F

D.S. al Coda
dropped a tear at the

C7

⊕ CODA
mf

(No Chord) F

Tit-Willow

from The Mikado

By Gilbert and Sullivan
Arranged by Cyril Watters

Andante

(Ko-Ko)

p

1. On a tree by a riv-er a lit-tle tom-tit sang—

G D7 G C G

"Willow, tit-willow, tit-willow!" And I said to him "Dicky-bird, why do you sit sing-ing

D7 G C G

"Willow, tit-willow, tit-willow?" "Is it weakness of in-tel-lect, birdie?" I cried, "Or a

D A D Dm6 E7 Am

rath-er tough worm in your lit-tle in-side?" With a shake of his poor lit-tle head, he re-plied, "Oh

Dm6 E7 Am F C Em6 D

Willow, tit-willow, tit-willow!"

G C G D7 G

2. He
3. Now I

slapp'd at his chest, as he sat on that bough, Sing-ing "Wil-low, tit-wil-low, tit-
 feel just as sure as I'm sure that my name is - n't Wil-low, tit-wil-low, tit-

C G D7

wil-low!" And a cold pers-pi-ra-tion be- span-gled his brow, Oh Wil-low, tit-wil-low, tit-
 wil-low!" That t'was bligh-ted af-fec-tion that made him exclaim, Oh Wil-low, tit-wil-low, tit-

G C G D A

wil-low! He sobb'd and he sigh'd and a gur-gle he gave, Then he
 wil-low! And if you re-main cal-lous and ob-du-rate, I shall

D Dm6 E7 Am

plunged him-self in - to the bil-low-y wave, And an ech-o a-rose from a
 per-ish as he did, and you will know why, Though I pro-bab-ly shall not ex-

Dm6 E7 Am F C

su-i-cide's grave, "Oh wil-low, tit-wil-low, tit- 1 wil-low!" 2 wil-low!"
 -claim as I die, "Oh wil-low, tit-wil-low, tit-

Em6 D G C G G

pp

Three Little Maids From School

from The Mikado

By Gilbert and Sullivan
Arranged by Cyril Watters

Allegretto

(Yum-Yum, Peep-Bo, Pitti-Sing)

The musical score is written for piano and voice. It consists of five systems of music. Each system has a vocal line on a single staff and a piano accompaniment on a grand staff (treble and bass clefs). The time signature is 2/4. The tempo is marked 'Allegretto'. The dynamics are marked 'mp' (mezzo-piano). The key signature is C major. The lyrics are: 'Three lit-tle maids from school are we, pert as a schoolgirl well can be, Fill'd to the brim with girl-ish glee, Three lit-tle maids from school! Ev-ry-thing is a source of fun. No-bo-dy's safe, for we care for none! Life is a joke that's just be-gun!'. The piano accompaniment features a rhythmic pattern of eighth notes in the right hand and quarter notes in the left hand. Chord symbols are provided below the piano part: C, G7, C, G7, C, G7, C, D7, G, G+, C6, Cdim, G, Em, Am6, F#7.

mp Three lit-tle maids from school are we, pert as a schoolgirl well can
be, Fill'd to the brim with girl-ish glee, Three lit-tle maids from school! Ev-ry-
-thing is a source of fun. No-bo-dy's
safe, for we care for none! Life is a
joke that's just be-gun!

C G7 C G7 C G7 C D7 G G+ C6 Cdim G Em Am6 F#7

Three lit-tle maids from school. Three lit-tle maids who,

B F#7 B Bdim F#7 B G7 C

all un-wa - ry, come from a la - dies se - mi - na - ry, Freed from its ge-nius tu - te - la - ry;

G7 C G7 C F

Three lit-tle maids from school, Three lit-tle maids — from school.

G7 C Cm G G7 C

One lit - tle maid is a bride, Yum-Yum, Two lit - tle maids in at - ten-dance come,

E7 Am E7 Am

Three lit - tle maids is the to-tal sum. Three lit-tle maids from school!

Dm6 Am Am6 Adim

From three lit-tle maids take one a - way, Two lit-tle maids re-main and they

E^b B^b7 E^b B^b7

won't have to wait ve-ry long, they say, Three lit-tle maids from school! Three lit-tle maids from

E^b E^bdim E^b7 G7

school! Three lit-tle maids who, all un-wa-ry, come from a la-dies se-mi-na-ry,

C G7 C

freed from its ge-nius tu-te-la-ry; Three lit-tle maids from school,

G7 C F G7 C Cm

Three lit-tle maids from school!

G G7 C G7 C

Take A Pair of Sparkling Eyes

from The Gondoliers

By Gilbert and Sullivan
Arranged by Cyril Watters

Moderato (Marco)

mp

1. Take a pair of spark - ling eyes, hid - den
(2) pret - ty lit - tle cot, quite a

F (F)

ev - er and a - non, in a mer - ci - ful e - clipse. Do not
mi - nia - ture af - fair, hung a - bout with trel - liss'd vine. Furn - ish

C7 F

heed their mild sur - prise, hav - ing pass'd the Ru - bi - con. Take a
it up - on the spot with the trea - sures rich and rare, I've en -

C7

pair of ro - sy lips. Take a fi - gure trim - ly plann'd, such as
- dea - vour'd to de - fine. Live to love and love to live, you will

F Dm A7 Dm

ad - mi - ra - tion whets, — (Be par - ti - cu - lar in this:) — Take a
 ri - pen at your ease, — Grow - ing on the sun - ny side, — Fate has

A7 Dm Fm G7

ten - der lit - tle hand, — fring'd with dain - ty fin - ger - ettes, — Press —
 no - thing more to give. — You're a dain - ty man to please, — If —

C G7 C G7 C C+

— it, press it in par - en - the sis. Ah! —
 — you're not sat - is - fied, not — sat - is fied. Ah! —

F F#dim C G7 C C7

Take — all these, you luck - y man; — take and keep them if — you
 Take — my coun - sel, hap - y man; — act up - on it, if — you

F C7

can, if — you can! Take all these, you luck - y man, take — and keep — them,
 can, if — you can! Take my coun - sel, hap - y man; Act — up - on — it,

Dm Gm A D7 G7 C7 F7 Bb F

if you can, if you can! 1 2. Take a

C7 F

can! Take my coun-sel, hap-py man;

F Fdim C7 F

Act up-on it, if you can, if you can, if you

Fdim C7 F C7 F C7

can; Act up-on it if you can, hap-py man,

F G7 C7

if you can!

F

Prithee, Pretty Maiden

from Patience

By Gilbert and Sullivan
Arranged by Cyril Watters

Moderato

(Grosvenor)

1. Pri-thee, pret-ty maid - en
2. Pri-thee, pret-ty maid - en

mf *mp*

D7 G (G)

pri - thee tell me true,
will you mar - ry me?

(Hey but I'm dole - ful,
(Hey but I'm hope - ful,

wil - low wil - low wa - ly!)
wil - low wil - low wa - ly!)

D7 G C G Em7 A7 D

Have you e'er a lo - ver a - dang-ling af - ter you?
I may say at once, I'm a man of pro - per - tee.

Hey wil - low
Hey wil - low

G D7 G Em D

wa - ly O!
wa - ly O!

I would fain dis - cov - er
Mo - ney I des - pise it;

if you have a lov - er!
ma - ny peo - ple prize it,

A7 D D7 G E7 Am

(Patience)

a tempo

rall.

Hey — wil - low wa - ly — O!
 Hey — wil - low wa - ly — O!

Gent-le sir, my heart is
 Gent-le sir, al - though to

B7 Em G C G

fro - lic - some and free,
 mar - ry I de - sign,

(Hey, but he's dole - ful,
 (Hey, but he's hope - ful,

wil - low wil - low wa - ly!)
 wil - low wil - low wa - ly!) As

D7 G C G Em7 A7 D

No - bo - dy I care for
 yet I do not know you, and

comes a - court - ing me.
 so I must de - cline.

Hey wil - low
 Hey wil - low

G D7 G Em D

wa - ly O!
 wa - ly O!

To No - bo - dy I care for
 oth - er maid - ens go you, As

comes a - court - ing, there - fore,
 yet I do not know you,

A7 D D7 G E7 Am

rall.

Hey — wil - low
 Hey — wil - low

wa - ly — O!
 wa - ly — O!

1 2

B7 Em G C G C G



The Beatles



Enya



Phil Collins



Van Morrison



Bob Dylan



Sting



Paul Simon



Tracy Chapman



Eric Clapton



Pink Floyd



New Kids On The Block



Bryan Adams



Tina Turner



Elton John



Bee Gees



Whitney Houston



AC/DC

Bringing you the words

All the latest in rock and pop. Plus the brightest and best in West End show scores. Music books for every instrument under the sun. And exciting new teach-yourself ideas like "Let's Play Keyboard" - in cassette/book packs, or on video. Available from all good music shops.

and

MUSIC

Music Sales' complete catalogue lists thousands of titles and is available free from your local music shop, or direct from Music Sales Limited. Please send a cheque or postal order for £1.50 (for postage) to:

Music Sales Limited
Newmarket Road,
Bury St Edmunds,
Suffolk IP33 3YB



Buddy




Five Guys Named Moe




Les Misérables



West Side Story



Phantom Of The Opera



Show Boat

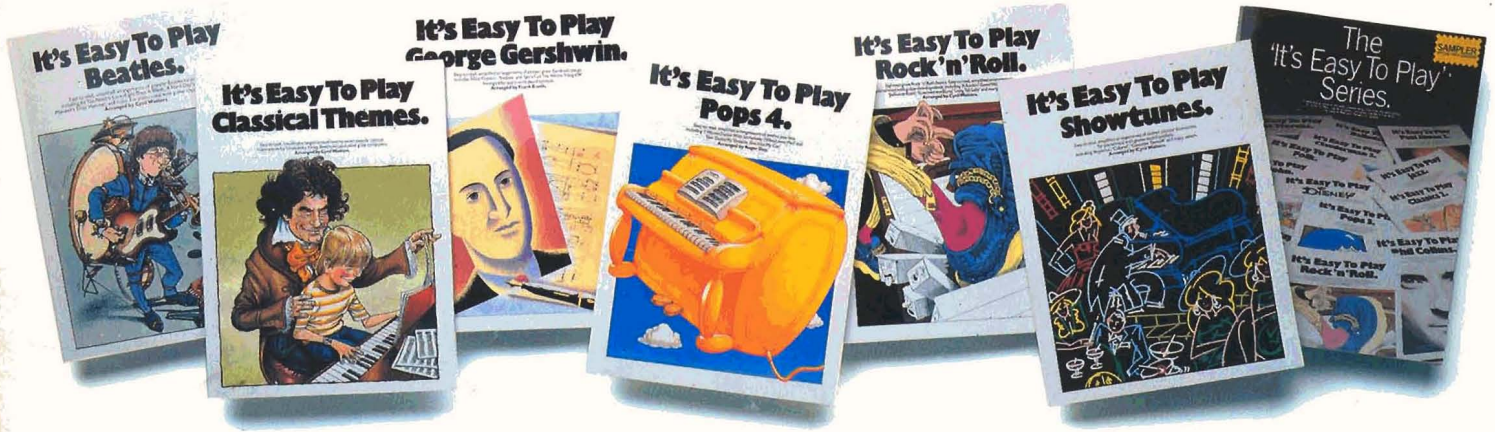


The Rocky Horror Show

Bringing you the world's best music.

The Series

The 'It's Easy to Play' Series is an entirely new departure in music publishing. The music is newly engraved and includes chord symbols and lyrics where appropriate. These fine arrangements are so easy even beginners can play them.



- | | | | | | |
|--|---|--|--|--|--|
| It's Easy To Play Abba
AM22195 | It's Easy To Play Chopin
AM71747 | It's Easy To Play Elvis
AM20868 | It's Easy To Play Marches
AM24969 | It's Easy To Play Pub Songs
AM69279 | It's Easy To Play The Twenties
AM68305 |
| It's Easy To Play Bach
AM71721 | It's Easy To Play Christmas Songs
AM22641 | It's Easy To Play Familiar Songs
AM36419 | It's Easy To Play Mozart
AM71754 | It's Easy To Play Ragtime
AM14143 | It's Easy To Play The Thirties
AM68313 |
| It's Easy To Play Ballads
AM63025 | It's Easy To Play Classical Themes
AM31659 | It's Easy To Play Film & TV Themes
AM24761 | It's Easy To Play Music Hall
AM69287 | It's Easy To Play Rhythm & Blues
AM33549 | It's Easy To Play The Forties
AM68321 |
| It's Easy To Play Ballet Music | It's Easy To Play Classics | It's Easy To Play Folk | It's Easy To Play Nursery Rhymes | It's Easy To Play Rock 'n' Roll | It's Easy To Play The Fifties |
| It's Easy To Play Ballet Music
AM32939 | It's Easy To Play Classics
AM19563 | It's Easy To Play Folk
AM18987 | It's Easy To Play Nursery Rhymes
AM37706 | It's Easy To Play Rock 'n' Roll
AM19555 | It's Easy To Play The Fifties
AM68339 |
| It's Easy To Play Beatles
NO17907 | It's Easy To Play Classics 2
AM60252 | It's Easy To Play George Gershwin
AM68511 | It's Easy To Play Opera
AM32152 | It's Easy To Play Schubert
AM71762 | It's Easy To Play The Sixties
AM68347 |
| It's Easy To Play Beatles 2
NO90342 | It's Easy To Play Clayderman
AM61599 | It's Easy To Play Gilbert & Sullivan
AM24225 | It's Easy To Play Roy Orbison
AM77363 | It's Easy To Play Show Tunes
AM26907 | It's Easy To Play The Seventies
AM68354 |
| It's Easy To Play Bee Gees
AM77355 | It's Easy To Play Clayderman 2
AM65921 | It's Easy To Play Hymns
AM23698 | It's Easy To Play Piano Duets
AM62514 | It's Easy To Play Paul Simon
PS10214 | It's Easy To Play The Eighties
AM68362 |
| It's Easy To Play Beethoven
AM71739 | It's Easy To Play Phil Collins
AM65913 | It's Easy To Play Michael Jackson
AM77348 | It's Easy To Play Pops
AM27228 | It's Easy To Play Paul Simon 2
PS10883 | It's Easy To Play TV Action Themes
AM62670 |
| It's Easy To Play Blues
AM15264 | It's Easy To Play Country 'n' Western
AM19530 | It's Easy To Play Jazz
AM15280 | It's Easy To Play Pops 2
AM37904 | It's Easy To Play Soft Rock
AM74220 | It's Easy To Play TV Themes
AM63033 |
| It's Easy To Play Boogie-Woogie
AM23706 | It's Easy To Play Disney
WD10260 | It's Easy To Play Jazz 2
AM62258 | It's Easy To Play Pops 3
AM65905 | It's Easy To Play Songs of England, Scotland & Ireland
AM31857 | It's Easy To Play Waltzes
AM20421 |
| It's Easy To Play Carpenters
AM23342 | It's Easy To Play Duran Duran
AM61755 | It's Easy To Play Elton John
AM61714 | It's Easy To Play Pops 4
AM67596 | It's Easy To Play Cat Stevens
AM24274 | It's Easy To Play Stevie Wonder
AM40007 |
| It's Easy To Play Children's Songs
AM29489 | It's Easy To Play Duke Ellington
AM65939 | It's Easy To Play Latin
AM18995 | It's Easy To Play Pops 5
AM77132 | It's Easy To Play Swing
AM20140 | |

ISBN 0-86001-629-3



9 780860 016298