



GORILLAZ DEMON DAYS

GORILLAZ DEMON DAYS

ALL THE SONGS FROM THE GROUND-BREAKING ALBUM ARRANGED FOR PIANO, VOICE & GUITAR

- 9 LAST LIVING SOULS
- 16 KIDS WITH GUNS
- 25 O GREEN WORLD
- 34 DIRTY HARRY
- 42 FEEL GOOD INC.
- 49 EL MAÑANA
- 55 EVERY PLANET WE REACH IS DEAD
- 59 NOVEMBER HAS COME
- 66 ALL ALONE
- 75 WHITE LIGHT
- 80 DARE
- 88 FIRE COMING OUT OF THE MONKEY'S HEAD
- 95 DON'T GET LOST IN HEAVEN
- 99 DEMON DAYS

© 2005 by International Music Publications Ltd
First published in 2005 by International Music Publications Ltd
International Music Publications Ltd is a Faber Music company
3 Queen Square, London WC1N 3AU

Music arrangements by Mike Smith – Gorillaz Keys and Musical Director
Edited by Lucy Holliday
Music processed by Bassline
All lyrics and music approved by Gorillaz
Artwork and design by J.C. Hewlett / Zombie Flesh Eaters
Gorillaz are managed by CMO Management International
Printed in England by Coligraing Ltd


ISBN 0-571-52453-2

Reproducing this music in any form is illegal and forbidden by the
Copyright, Designs and Patents Act, 1988.


To buy Faber Music publications or to find out about the full range of titles available
please contact your local music retailer or Faber Music sales enquiries:

Faber Music Ltd, Burnt Mill, Elizabeth Way, Harlow, CM20 2HX England
Tel: +44 (0)1279 82 89 82 Fax: +44 (0)1279 82 89 83
sales@fabermusic.com fabermusic.com







LAST LIVING SOULS




Kids With Guns



O Green World







all alone







LAST LIVING SOULS

Illustration by [unreadable]





LAST LIVING SOULS

Words and Music by Gorillaz

♩ = 137

Are we the

Drums Intro

C Am C Am

last liv - ing souls? Are we the last liv - ing souls? Are we the

C Am C Am

last liv - ing souls? Are we the last liv - ing souls?

C Am C Am

Get a

Detailed description: This system contains the first four measures of the piece. The guitar part is shown with chord diagrams for C, Am, C, and Am. The vocal line has a whole rest in the first three measures and a quarter note in the fourth. The piano accompaniment consists of eighth-note patterns in both hands.

C Am C Am

gun how you say that's no way to be - have. Just as

Detailed description: This system contains measures 5-8. The guitar part uses chords C, Am, C, and Am. The vocal line has lyrics: "gun how you say that's no way to be - have. Just as". The piano accompaniment continues with eighth-note patterns.

C Am Em Am

long and we be - gin, sing a song, that does - n't sing. And it

Red. Red. Red. Red.

Detailed description: This system contains measures 9-12. The guitar part uses chords C, Am, Em, and Am. The vocal line has lyrics: "long and we be - gin, sing a song, that does - n't sing. And it". Below the piano part, there are four "Red." markings under the first four measures, indicating a reduction in dynamics.

G

grows you know — Are we the

Detailed description: This system contains measures 13-16. The guitar part starts with a G chord. The vocal line has lyrics: "grows you know — Are we the". The piano accompaniment features a steady eighth-note accompaniment in the right hand and sustained chords in the left hand.

Cmaj7 Am Cmaj7 Am

last liv- ing souls? Are we the last liv- ing souls? Are we the

Ped. Ped. Ped. Ped.

Em Am Em Am

last to get a - way, to a sun a - no-ther day? Or do we

pedal cont. sim.

G

know, what we know? Does-n't seem to be con - veyed that way. Are we the

Cmaj7 Am Cmaj7 Am

last liv - ing souls? Are we the last liv - ing souls? Are we the

Cmaj7 Am Cmaj7 Am

last liv - ing souls? Are we the last liv - ing souls?

Em Am Em Am

Get up, get up, get up, get up, get up, get up, get up...

G

All say, 'cos all


F C Eb Ab




of the song I got it down wrong, I see







my - self to - day, the long an' see - ing road








down. Come in take a sound, I bought







the car an' all. The cold - est man does - n't see it's wrong.







Musical notation for the first system, including treble and bass clefs, piano accompaniment, and guitar chord diagrams.



Musical notation for the second system, including treble and bass clefs, piano accompaniment, and guitar chord diagrams.



Musical notation for the third system, including treble and bass clefs, piano accompaniment, and guitar chord diagrams. The lyrics "We're the" are visible at the end of the system.

We're the



Musical notation for the fourth system, including treble and bass clefs, piano accompaniment, and guitar chord diagrams. The lyrics "last liv - ing souls, we're the last liv - ing souls, we're the" are visible.

last

liv - ing souls,

we're the last

liv - ing souls,

we're the

cont. ped.

Em Am Em Am

last liv-ing souls, we're the last liv-ing souls.

This system contains the first four measures of the piece. It features guitar chords (Em and Am) above the vocal line. The piano accompaniment consists of a steady eighth-note chordal pattern in the right hand and sustained bass notes in the left hand. The lyrics are: "last liv-ing souls, we're the last liv-ing souls."

Em Am Em Am

This system contains measures 5-8. The guitar chords are Em, Am, Em, and Am. The piano accompaniment continues with the same chordal pattern. The vocal line is blank, indicating a rest for the singer.

Em Am Em Am

This system contains measures 9-12. The guitar chords are Em, Am, Em, and Am. The piano accompaniment continues with the same chordal pattern. The vocal line is blank, indicating a rest for the singer.

Em Am Em Am

This system contains measures 13-16. The guitar chords are Em, Am, Em, and Am. The piano accompaniment continues with the same chordal pattern. The vocal line is blank, indicating a rest for the singer.

KIDS WITH GUNS

Words and Music by Gorillaz

$\text{♩} = 105$

Bm A E D Bm A E D

Bm A E D Bm A E D

Bm A E D Bm A

Kids with guns, kids with guns, tak - ing o - ver. They



won't be long, they're mes-mer-ized ske - le - tons,



N.C.



N.C.

kids with guns, kids with guns. Ea - sy does it, ea - sy does it



they got some-thing to say men - tal. Drink-ing out, pa - ci - fy, Push it real, push it,

Bm 7fr A 5fr E 7fr D 5fr Bm 7fr A 5fr

vit - a - min souls, street de - sire. Does-n't make sense to, but it

push it, push it real, push it real, push it, push it, push it real.

E 7fr D 5fr Bm 7fr N.C. Bm 7fr N.C.

won't be long, kids with guns, kids with guns.

push it real, push it.

Bm 7fr A 5fr

Ea - sy does it, ea - sy does it, they got some thing to say no to.

They're_ turn - ing us in - to mon -

E 7fr D 5fr Bm 7fr A 5fr E 7fr D 5fr

sters, tur - ning us in - to fire, _____

The first system of music features a vocal line with lyrics and a piano accompaniment. Above the vocal line, six guitar chord diagrams are provided: E 7fr, D 5fr, Bm 7fr, A 5fr, E 7fr, and D 5fr. The vocal melody consists of quarter and eighth notes, with a long note on 'fire' followed by a line. The piano accompaniment includes a treble clef with eighth-note chords and a bass clef with a steady eighth-note bass line.

Bm 7fr A 5fr E 7fr D 5fr Bm 7fr A 5fr

turn - ing us in - to mon - sters it's all _____ de - sire, _____ it's all _____

The second system continues the musical piece. It features the same vocal and piano parts as the first system. Above the vocal line, six guitar chord diagrams are provided: Bm 7fr, A 5fr, E 7fr, D 5fr, Bm 7fr, and A 5fr. The vocal melody continues with lyrics, including a long note on 'it's all' followed by a line, and another long note on 'it's all' followed by a line. The piano accompaniment remains consistent with the first system.

E 7fr D 5fr Bm 7fr A 5fr E 7fr D 5fr

Drink - ing out, pa - ci - fy

_____ de - sire, _____ it's all _____ de - sire. _____

The third system concludes the musical piece. It features the same vocal and piano parts. Above the vocal line, six guitar chord diagrams are provided: E 7fr, D 5fr, Bm 7fr, A 5fr, E 7fr, and D 5fr. The vocal melody includes the lyrics 'Drink - ing out, pa - ci - fy' and continues with a line. The piano accompaniment follows the same pattern as the previous systems.

Bm 7fr A 5fr E 7fr D 5fr Bm 7fr A 5fr

vit - a - min souls, street de - sire. Does - n't make sense to but it

E 7fr D 5fr Bm 7fr N.C. Bm 7fr N.C.

won't be long. Kids with guns, kids with guns.

Bm 7fr A 5fr

Ea - sy does it, ea - sy does it, they got some-thing to say no to.

They're turn - ing us in - to mon -

E 7fr D 5fr Bm 7fr A 5fr E 7fr D 5fr Bm 7fr A 5fr

sters, turn-ing us in - to fire ——— turn-ing us in - to mon -

Detailed description: This system contains the first four measures of the piece. The guitar part is shown with chord diagrams for E 7fr, D 5fr, Bm 7fr, A 5fr, E 7fr, D 5fr, Bm 7fr, and A 5fr. The vocal line has lyrics: "sters, turn-ing us in - to fire ——— turn-ing us in - to mon -". The piano accompaniment consists of a steady eighth-note bass line in the left hand and a melodic line in the right hand.

E 7fr D 5fr Bm 7fr A 5fr E 7fr D 5fr

-sters, it's all ——— de - sire, ——— it's all ——— de - sire, ——— it's all ———

Detailed description: This system contains measures 5 through 8. The guitar part uses chords E 7fr, D 5fr, Bm 7fr, A 5fr, E 7fr, and D 5fr. The vocal line has lyrics: "-sters, it's all ——— de - sire, ——— it's all ——— de - sire, ——— it's all ———". The piano accompaniment continues with the same rhythmic pattern as the first system.

Bm 7fr A 5fr E 7fr D 5fr Bm 7fr A 5fr E 7fr D 5fr

It's real, real. ——— It's real, real. ———

— de - sire. ———

Push it, push it real, push it real, push it, push it, push it real, push it, push it, push it

Detailed description: This system contains measures 9 through 12. The guitar part uses chords Bm 7fr, A 5fr, E 7fr, D 5fr, Bm 7fr, A 5fr, E 7fr, and D 5fr. The vocal line has lyrics: "It's real, real. ——— It's real, real. ———" and "— de - sire. ———". The piano accompaniment features a rhythmic pattern of eighth notes in the left hand and a melodic line in the right hand. The final measure includes the lyrics "Push it, push it real, push it real, push it, push it, push it real, push it, push it, push it" with 'x' marks above the notes, indicating a percussive guitar effect.

Bm A E D Bm A E D

It's real, real. It's real, real.

Push it, push it real, push it real, push it, push it, push it real, push it real, push it.

Ooh.

Detailed description: This system contains the first four measures of a musical piece. At the top, guitar chord diagrams are provided for Bm (7fr), A (5fr), E (7fr), and D (5fr). The first staff is a vocal line with lyrics: "It's real, real. It's real, real." The second staff is a guitar line with rhythmic patterns: "Push it, push it real, push it real, push it, push it, push it real, push it real, push it." The third staff is a piano accompaniment with a melodic line in the right hand and a bass line in the left hand.

Bm A E D Bm A E D

It's real real, it's real, real.

Push it, push it real, push it real, push it, push it, push it real, push it real, push it.

Ooh.

Detailed description: This system contains the next four measures. It features the same guitar chord diagrams and piano accompaniment as the first system. The vocal line lyrics are: "It's real real, it's real, real." The guitar line lyrics are: "Push it, push it real, push it real, push it, push it, push it real, push it real, push it." The piano accompaniment continues with the same melodic and bass lines.

E 7fr D 5fr Bm 7fr A 5fr E 7fr D 5fr

Bm 7fr A 5fr E 7fr D 5fr Bm 7fr A 5fr

E 7fr D 5fr Bm 7fr A 5fr E 7fr D 5fr

Bm 7fr A 5fr E 7fr D 5fr Bm 7fr A 5fr

E 7fr D 5fr Bm 7fr A 5fr E 7fr D 5fr

O GREEN WORLD

Words and Music by Gorillaz

♩ = 123 (Swung 8ths)

N.C.

The musical score is written for piano in 4/4 time. It consists of four systems of music, each with a treble and bass staff. The first system begins with a 'N.C.' (No Chords) instruction. The tempo and feel are indicated as '♩ = 123 (Swung 8ths)'. The music features a mix of chords, eighth notes, and sixteenth notes, with some passages marked with accents. The bass line is generally simple, often consisting of quarter notes and eighth notes, while the treble line has more complex rhythmic patterns, including sixteenth-note runs and syncopated rhythms.

GREEN WORLD

Piano introduction for 'Green World'. The score consists of two staves: a treble clef staff and a bass clef staff. The treble staff features a melodic line with eighth notes and rests, while the bass staff provides a simple accompaniment of eighth notes.

(Straight 8ths)

Dm

 5fr

F

 8fr

Musical system 1. The vocal line (treble clef) features a melodic phrase with the lyrics "Aah," and "aah,". The piano accompaniment (grand staff) consists of straight eighth notes in both hands. Pedal markings "Ped." are present at the beginning and end of the system.

G

 10fr

Musical system 2. The vocal line (treble clef) features a melodic phrase with the lyrics "aah,". The piano accompaniment (grand staff) consists of straight eighth notes in both hands. A "Ped." marking is present at the end of the system.

A

 12fr

A

 5fr

Musical system 3. The vocal line (treble clef) features a melodic phrase with the lyrics "aah," and "Aah,". The piano accompaniment (grand staff) consists of straight eighth notes in both hands. A "pedal cont. sim." marking is present at the end of the system.



O Green World — don't de - sert — me now, —

aah, — aah, —



bring me back — to a fal - len town — where

aah, — aah, —



some-one is — still a - live. — An i - con soul —

Aah, — aah, —

F  8fr

some - thing new in this, where

aah. Aah,



G  10fr

A  12fr

no - one needs to haunt me, and I'm look - ing out

aah.



A  5fr

Dm  5fr

to some - where I've nev - er been be - fore.

Aah, aah, aah.



F 8fr

G 10fr

Aah, aah,

This system contains the first three measures of the piece. The guitar part starts with an F chord (8 fret) and a G chord (10 fret). The vocal line has two phrases: 'Aah,' followed by a rest, and 'aah,' followed by a melodic line. The piano accompaniment consists of a steady eighth-note pattern in the bass and chords in the treble.

A 12fr

A 5fr

aah, Aah,

This system contains measures 4 through 6. The guitar part features an A chord (12 fret) and another A chord (5 fret). The vocal line includes 'aah,' followed by a melodic phrase, and 'Aah,' followed by a rest. The piano accompaniment continues with eighth-note patterns and chordal accompaniment.

Dm 5fr

F 8fr

aah, aah, Aah

This system contains measures 7 through 9. The guitar part includes a Dm chord (5 fret) and an F chord (8 fret). The vocal line has three phrases: 'aah,' followed by a melodic line, 'aah,' followed by a rest, and 'Aah' followed by a rest. The piano accompaniment features a mix of eighth and quarter notes.

G 10fr

A 12fr

A 5fr

aah, aah, Aah

This system contains the final three measures (10-12). The guitar part features a G chord (10 fret), an A chord (12 fret), and an A chord (5 fret). The vocal line includes 'aah,' followed by a melodic phrase, 'aah,' followed by a rest, and 'Aah' followed by a rest. The piano accompaniment concludes with a final chordal structure.

(Straight 8ths)



O Green World don't de - sert me now

Aah, aah.

Red.



made of you and you of me but

Aah aah aah.

pedal cont. sim.



where are we? Oh no. Vocal ad lib.

Aah, aah,

f

F 8fr

aah. Aah

This system contains the first system of music. It features a guitar part with a chord diagram for F (8fr) at the top. The vocal line has two phrases: "aah." and "Aah". The piano accompaniment consists of a steady eighth-note pattern in the right hand and a similar pattern in the left hand.

G 10fr A 12fr

aah aah.

This system contains the second system of music. It features a guitar part with chord diagrams for G (10fr) and A (12fr). The vocal line has two phrases: "aah" and "aah.". The piano accompaniment continues with the eighth-note pattern, with a key signature change to one sharp (F#) indicated by a sharp sign on the F#4 string in the right hand.

A 5fr Dm 5fr

repeat ad lib. x3

Aah, aah, aah.

This system contains the third system of music. It features a guitar part with chord diagrams for A (5fr) and Dm (5fr). The vocal line has three phrases: "Aah,", "aah,", and "aah.". The piano accompaniment continues with the eighth-note pattern, with a key signature change to one sharp (F#) indicated by a sharp sign on the F#4 string in the right hand. A double bar line with repeat dots is used to indicate the "repeat ad lib. x3" instruction.

DIRTY HARRY

Music by ...

F 8fr **G** 10fr

aah,

A 12fr **A** 5fr N.C.

aah, Aah, aah, aah.

Aah aah.

DIRTY HARRY

Words and Music by Gorillaz/R. Robinson

♩ = 85

B^bm



The first system of music features a vocal line on a single staff with a treble clef, a key signature of three flats (B^bm), and a 4/4 time signature. The piano accompaniment is written for two staves (treble and bass clefs). The piano part consists of a steady eighth-note accompaniment in the right hand and a bass line in the left hand.

The second system continues the musical notation. The vocal line includes the lyrics "Uh uh uh." under three eighth notes. The piano accompaniment continues with the same rhythmic pattern as the first system.

B^bm



The third system of music features a vocal line with the lyrics "I need a gun_ to keep_". The piano accompaniment continues with the same rhythmic pattern. A double bar line is present in the piano part, indicating a section change or repeat.

— my - self — a - mong — the poor peo - ple — burn -

- ing in — the sun — They ain't — got a chance, no, they ain't —

— got a chance. — I need — a gun — 'cos all —

— I do — is dance, — 'cos all — I do — is dance. —

N.C.

CRY STAR

B^bm



6fr



First system of musical notation, measures 1-3. The key signature is B-flat major (three flats). The top staff is empty. The middle staff contains a melodic line with eighth and sixteenth notes. The bottom staff contains a bass line with eighth notes.



Second system of musical notation, measures 4-6. The notation continues from the first system, showing the melodic and bass lines in the middle and bottom staves.



Third system of musical notation, measures 7-9. The notation continues, ending with a repeat sign in the middle staff. A first ending bracket is indicated by the text "(1°) I" at the end of the system.

B^bm



6fr

N.C.



Fourth system of musical notation, measures 10-12. The notation continues, with the middle staff featuring chords marked with a 'v' (accents) and the bottom staff continuing the bass line.

The first system consists of a vocal line and piano accompaniment. The vocal line has three measures of whole rests. The piano accompaniment features a melody in the right hand and a bass line in the left hand, both in a key signature of three flats.

The second system continues the vocal and piano parts. The vocal line has three measures of whole rests. The piano accompaniment includes a triplet of eighth notes in the right hand and a sustained bass line in the left hand.

In my back - pack I got my act right in case you act quite dif - fi - cult and your re - sult

The third system features a vocal line with lyrics and piano accompaniment. The vocal line includes a triplet of eighth notes marked with 'x' symbols. The piano accompaniment provides harmonic support with chords and a steady bass line.

wea - ken with an - ger and dis - con - tent some are seek - in' in search of like Ni - moy.

The fourth system continues the vocal and piano parts. The vocal line features several triplet markings over eighth notes. The piano accompaniment maintains the harmonic structure with chords and a consistent bass line.

I'm a peace lov-in' de-coy rea-dy for re-ta-li-a-tion, I change your whole lo-ca-tion to a

pine box six un-der im-pul-sive don't ask why or won-der, or-ders giv-en to me is strike

and I'm thun-der with light ning fast re-flex-es on con-stant a-lert from the con-stant hurt

that seems li-mit less with no drop in pres-sure, it seem-ing like ev-ry-bo-dy is out to take ya, 'til they

see you break. You can't con - ceal hate that con - sumes you, I'm the rea - son you can fill up your I -

-su - zu. Chill with your old la - dy at the tilt I got - ta nine - ty day ex - ten - sion and I'm

filled with guilt from the things I done and seen. Your wa - ter is from a bot - tle, mine's from a can - teen. At

night I hear the shots ring, so I'm a light slee - per. The cost of life seem to get chea - per,

out in the de- sert with my street sweep- er, the war is ov- er, so said the speak- er

with a flight suit on, may- be I'm just a pawn so he can ad-

-vance, I re- mem-ber when we used to dance, all I wan- na do is dance.

B^bm

Final system of piano accompaniment.

FEEL GOOD INC.

The first system of music features a vocal line on a single staff with a treble clef and a key signature of three flats (B-flat, E-flat, A-flat). The vocal line consists of two measures of whole rests. Below it, the piano accompaniment is written on two staves (treble and bass clefs). The right hand plays a rhythmic pattern of eighth notes with a triplet feel, while the left hand plays a simple bass line.

The second system continues the musical notation. The vocal line remains silent with whole rests. The piano accompaniment continues with the same rhythmic patterns as in the first system.

The third system introduces the vocal line with lyrics. The lyrics are: "need a gun— to keep— my- self— a - mong—". The vocal line is written on a single staff with a treble clef. The piano accompaniment continues on two staves.

The fourth system shows the piano accompaniment continuing. The vocal line is silent with whole rests. The piano accompaniment features a more complex rhythmic pattern in the right hand, involving chords and eighth notes.

FEEL GOOD INC.

Words and Music by Gorillaz/D. Jolicœur

Original key E^bm

♩ = 134

Em 12fr Bm 14fr Am 12fr

Feel good.

This system contains the first three measures of the song. It features a vocal line with a double bar line at the end of the first measure, and piano accompaniment in the grand staff. Chord diagrams for Em (12fr), Bm (14fr), and Am (12fr) are shown above the vocal staff.

Bm 14fr Em 12fr Bm 14fr Am 12fr

This system contains the next four measures of the song. It continues the vocal and piano accompaniment. Chord diagrams for Bm (14fr), Em (12fr), Bm (14fr), and Am (12fr) are shown above the vocal staff.

Bm 14fr Em 12fr Bm 14fr

Ci - ty brea - kin' down on a ca - mels back,

This system contains the final three measures of the song. The vocal line includes the lyrics "Ci - ty brea - kin' down on a ca - mels back,". The piano accompaniment continues. Chord diagrams for Bm (14fr), Em (12fr), and Bm (14fr) are shown above the vocal staff.

Am 12fr Bm 14fr Em 12fr

they'll just have to go coz they don't know wack. So all ya fill the streets it's ap -

Bm 14fr Am 12fr Bm 14fr

-peal - ing to see and you won't get un - der - coun - ted cause you're damn ass free. You

Em 12fr Bm 14fr Am 12fr

got a new ho - ri - zon it's an e - phe - me - ral style. In a me - lan - cho - ly town where we

Bm 14fr Em 12fr Bm 14fr

nev - er smile. And all I want to hear is the mes - sage beep, my dreams.

Am 12fr Bm 14fr N.C.

— they come a kis- sin' cause I don't get sleep no.

(Bass cue)

Em 7fr Bm 7fr Am 5fr

Wind-mill, wind - mill for the land, — turn for - ev - er hand_

Bm 7fr Em 7fr Bm 7fr

— in_ hand. Take it all there on your stride_

Am 5fr Bm 7fr Em 7fr

it is call - ing fal - lin' down. Love for - ev - er love

Bm 7fr Am 5fr Bm 7fr

is free, — turn for - ev - er you — and me.

Em 7fr Bm 7fr Am 5fr

Wind-mill, wind - mill for the land is ev - 'ry - bo - dy in? —

Bm 7fr To Coda Bm 7fr

Laugh - ing gas these

Em 12fr Bm 14fr Am 12fr

Haz mats Fast Cat lin - ing them up like ass cracks. Lay these po - nies at the track

Bm 14fr **Em** 12fr

It's my cho - co - late at - tack. Shoot I'm step - ping in hot - ter this year,

Bm 14fr **Am** 12fr **Bm** 14fr

care bear rep - pin' it hard - er this year, watch me as I grav - i - tate. Ha - ha - ha - ha - ha. Gon - na

Em 12fr **Bm** 14fr

ghost town_ this Mo - town_ with your sound_ you're in the blink, go - ing to

Am 12fr **Bm** 14fr **Em** 12fr

bite the dust can't fight with us with your sound you kill the inc. So don't stop get it, get it

Bm 14fr Am 12fr Bm 14fr

un - til your Ched-dar's hea - vy and watch the way I na - vi - gate. Ha - ha - ha - ha - ha! —

Em 12fr Bm 14fr Am 12fr Bm 14fr

Em 12fr Bm 14fr Am 12fr

Bm 14fr Em 7fr Bm 7fr

1, 2, 3.

4.

D.S. al Coda

Am

Bm

Bm

Coda

Bm

Em

Bm

Don't stop get it get it, un - til your Ched-dar's hea - vy and

Am

Bm

Play 4 times
3rd & 4th time
tacet vocal

Em

watch the way I na - vi - gate. Ha - ha - ha - ha - ha! —

Bm

Am

Bm

EL MAÑANA

Words and Music by Gorillaz

♩ = 132



1, 2, 3.

Musical notation for the first system, including guitar chords and piano accompaniment.

4.



1. Sum - mer_ don't know me_ no

Musical notation for the second system, including guitar chords and piano accompaniment.



more he_ got mad tire - some_

Musical notation for the third system, including guitar chords and piano accompaniment.



Sum - mer_ don't know me_ he just left_ me low in my-



- self too_ Be-cause I know_ love_

Ped. ^ Ped.



from you_ then_ just dy - ing_

Ped. ^ Ped. ^ Ped.



I saw that_ day_

Am Em/G F Em

lost my mind.

This system contains the first four measures of the piece. It features guitar chords (Am, Em/G, F, Em) and a vocal melody line with lyrics. The piano accompaniment is shown in the lower staves.

Am Em/G F Em

Lord I'm fine.

This system contains the next four measures. It continues the guitar chords and vocal melody from the previous system.

Am Em/G F Em

May-be in time you'll want to be mine..

To Coda ☼

This system contains the final four measures of the main section. It includes the guitar chords, vocal melody, and the instruction 'To Coda'.




Am Em/G F Em


2. Vocal ad lib.

This system contains the final four measures of the piece. It features guitar chords and piano accompaniment. The instruction '2. Vocal ad lib.' is written at the beginning of the system.

Am  Em/G 





F  Em  Am 




Bm  F 



Ped. \wedge Ped. \wedge cont. sim.

Bm  Dm  *D.S. al Coda*



♣ Coda



Musical notation for the first system of the Coda section, including treble and bass staves.



Musical notation for the second system of the Coda section, including treble and bass staves.



Musical notation for the third system of the Coda section, including treble and bass staves. The lyrics "I saw that day," are written below the treble staff.



Musical notation for the fourth system of the Coda section, including treble and bass staves. The lyrics "lost my mind." are written below the treble staff.

Am Em/G F Em

Lord I'm fine

Am Em/G F Em

may-be in time you'll want to be mine.

Am Em/G F Em

May-be in time you'll want to be mine.

Am Em/G F Em Am

May-be in time you'll want to be mine.

EVERY PLANET WE REACH IS DEAD

Words and Music by Gorillaz

♩ = 88 Swung quavers




1. I lost my leg like I



lost my way, so no loose ends, noth-ing to see me down. How are we going to work this out?



2. Dreams are bad, our

EVERY PLANET WE REACH IS DEAD

heads are mad, I love the girl, God on - ly knows it, it's get - ting hard to see the sun com - ing

Am Bm

through, I love you, so what are we going to do?

Am Bm Em

Pic - ture I'm a dream - er, I'll take you deep - er down to the slee - py glow -

Em Am C

Am Bm C Bm Em

Time is a low don't you know, what are we going to do?

This system contains the first five measures of the piece. It features a vocal line with lyrics and piano accompaniment. Chord diagrams for Am, Bm, C, Bm, and Em are provided above the staff. The piano part includes triplets in the bass line.

Am Bm

This system contains measures 6-10. It continues the vocal line and piano accompaniment. Chord diagrams for Am and Bm are shown above the staff. The piano part features a triplet in the treble clef.

C Bm Em

I love you, so what are we going to do?

This system contains measures 11-15. It continues the vocal line and piano accompaniment. Chord diagrams for C, Bm, and Em are shown above the staff. The piano part continues with chords and a bass line.

This system contains measures 16-20, which are purely instrumental piano accompaniment. It features a consistent rhythmic pattern in the bass line and chords in the treble clef.

Em A/E Am/E Bm/E Em

This system contains measures 21-25. It continues the piano accompaniment. Chord diagrams for Em, A/E, Am/E, Bm/E, and Em are shown above the staff. The piano part features a consistent rhythmic pattern in the bass line and chords in the treble clef.

A/E Am/E Bm/E

System 1: Treble clef contains chords A/E, Am/E, and Bm/E. Bass clef contains a melodic line of eighth notes.

Em A Am Bm

System 2: Treble clef contains chords Em, A, Am, and Bm. Bass clef contains a melodic line with triplets.

Em A/E Am/E Bm/E Em A/E

System 3: Treble clef contains chords Em, A/E, Am/E, Bm/E, Em, and A/E. Bass clef contains a melodic line of eighth notes.

Am/E Bm/E Em A/E Am/E

System 4: Treble clef contains chords Am/E, Bm/E, Em, A/E, and Am/E. Bass clef contains a melodic line of eighth notes.

Bm/E Em A Am

System 5: Treble clef contains chords Bm/E, Em, A, and Am. Bass clef contains a melodic line of eighth notes.

Bm Em A Am Bm

System 6: Treble clef contains chords Bm, Em, A, Am, and Bm. Bass clef contains a melodic line of eighth notes.

NOVEMBER HAS COME

Words and Music by Gorillaz/D. Dumile

♩ = 84

claps

C F C F

Slow it down some, no split clown bum, your gold hit sound dumb. Hold it now!!! Crown 'em.

C F C F

Where you foundthem at? Got 'em 'round town. Could-'ve drowned in it. Woul- da' float-ed, boat-ed, vot-ed, su-gar coat-ed, load-ed

C F C F

hip shoot-er. Draw for the poor, free cof-fee at the banks, yip through the straw, none more for me, thanks.

C F C F

That blanks the raw, that dank sure stank lit. Sank past the pit for more hard-core prank spit.

C F C F

Crank it on blast, roll past front street. Blew the whole spot like some old ass with skunk meat.

C F C F

These kids is too fast, juiced off of junk treat. Who could get loos-er off of Crunk or a funk beat.

Am D Dm Am D

Some-thing has start-ed to-day, where did it go or you want it to be, well you know Nov-em-ber has come, when it's







(Backing vocals)

gone _____ a - way. Ooh, _____









Some-thing has start-ed to-day,

ooh. _____ Ooh, _____














where did it go or you want it to be, well you know Nov-em-ber has come, _____ when it's gone _____ a - way.




ooh. _____



Am  5fr D  5fr Dm  5fr Am  5fr

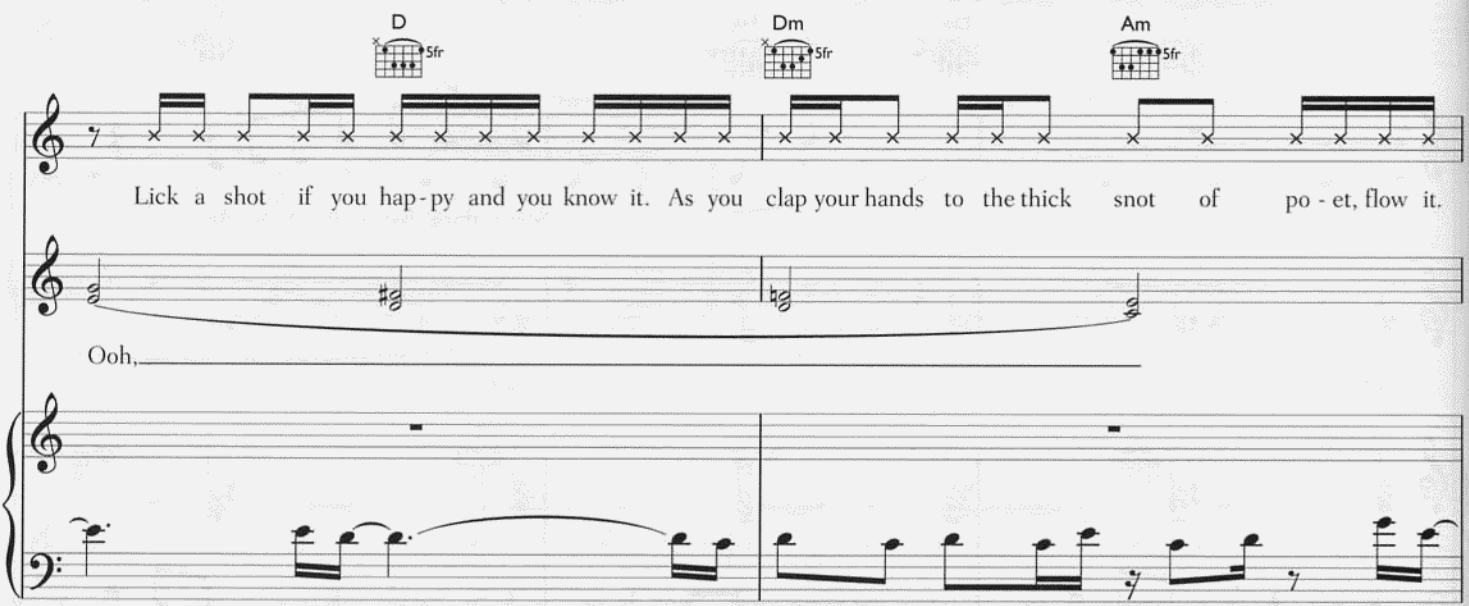
Rap Bye... can you dig it like a spi-got... my guess is yes you can like can I kick it. Wick-ed.







D  5fr Dm  5fr Am  5fr

Lick a shot if you hap-py and you know it. As you clap your hands to the thick snot of po-et, flow it.

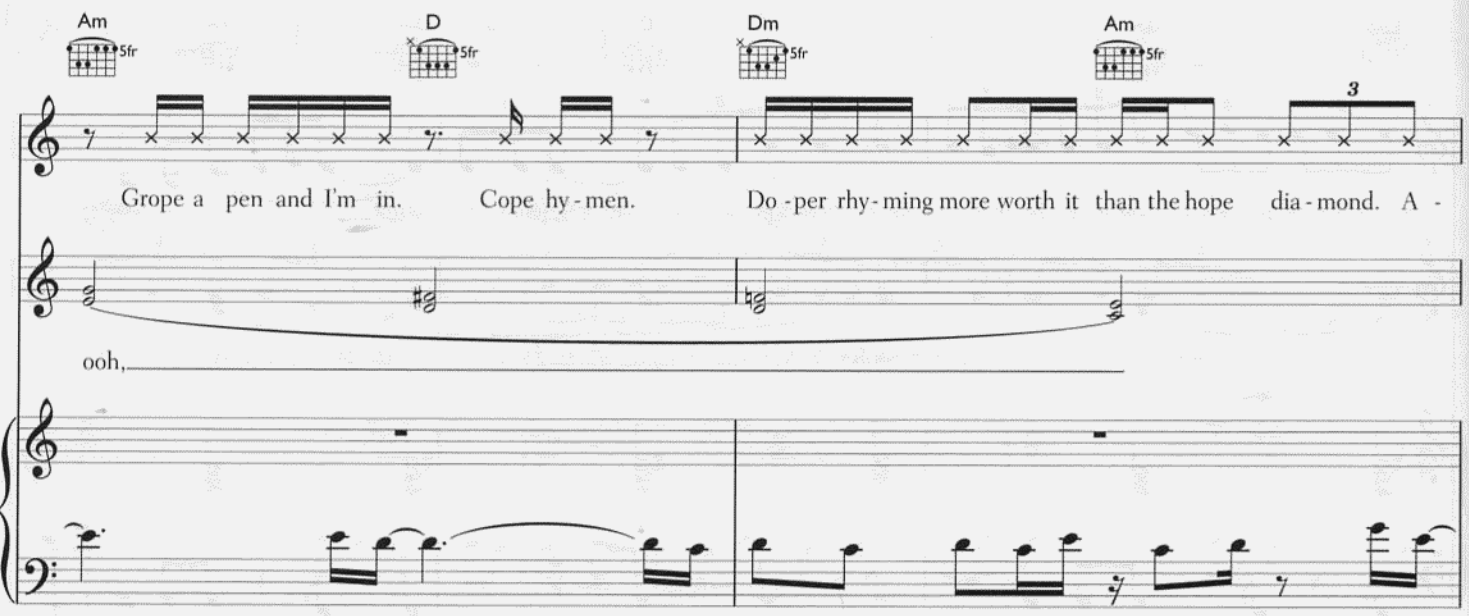
Ooh, _____



Am  5fr D  5fr Dm  5fr Am  5fr

Grope a pen and I'm in. Cope hy-men. Do-per rhy-ming more worth it than the hope dia-mond. A -

ooh, _____



quired off of the black mar-ket a wire tap-pin' could-n't tar-get a jar of spit. The ra-pid fire spark lit.

ooh.

D 5fr, Dm 5fr, Am 5fr

3

Detailed description: This system contains three staves. The top staff is for guitar, showing a rhythmic pattern of eighth notes with a triplet of three eighth notes in the first measure. Above the staff are three chord diagrams: D (5fr), Dm (5fr), and Am (5fr). The vocal line is on a single treble clef staff with lyrics. The piano accompaniment is on a grand staff (treble and bass clefs) with a melodic line in the bass clef.

(Zit!) A rap-per bug zap-per and it don't mat-ter af-ter if theys a thug or dap-per.

D 5fr, Dm 5fr, Am 5fr

6

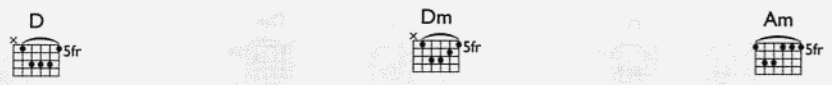
Detailed description: This system contains three staves. The top staff is for guitar, showing a rhythmic pattern of eighth notes with a sixteenth note in the first measure. Above the staff are three chord diagrams: D (5fr), Dm (5fr), and Am (5fr). The vocal line is on a single treble clef staff with lyrics. The piano accompaniment is on a grand staff with a melodic line in the bass clef.


Plug your trap or its max-i-mum ex-po-sure, the beast got fa-mi-ly mem-bers ask-ing them for clo-sure.

D 5fr, Dm 5fr, Am 5fr

3


Detailed description: This system contains three staves. The top staff is for guitar, showing a rhythmic pattern of eighth notes with a triplet of three eighth notes in the first measure. Above the staff are three chord diagrams: D (5fr), Dm (5fr), and Am (5fr). The vocal line is on a single treble clef staff with lyrics. The piano accompaniment is on a grand staff with a melodic line in the bass clef.






Aaww... send them a gun and tell 'em clean it. Then go get the nun who said her son did - n't mean it.

Ooh,





She wore a filled in thong of bill - a - bong and said, "Nah for real - er? The vil - lain on the go - ril - la jawng."

ooh.





Some thing has star - ted to - day, where did it go or you want it to be. Well you

ALONE



know Nov - em - ber has come, when it's gone a - way.



Some thing has star - ted to - day, where did it go or you want it to be, well you



know Nov em - ber has come, when it's gone a - way. Aah



It's gone a - way.

ALL ALONE

Words and Music by Gorillaz/R. Smith/S. Tong

♩ = 147

Am



G



First system of musical notation. It includes a vocal line with lyrics "All a - lone.____" and a piano accompaniment. The piano part consists of a right-hand melody and a left-hand bass line. The key signature is one flat (F major/D minor) and the time signature is 4/4.

Am



G



1.

2.
N.C.

Second system of musical notation, featuring a repeat sign and two endings. The first ending leads back to the beginning of the system, while the second ending is marked "N.C." (No Chords). The piano accompaniment continues with the same rhythmic pattern.

Am



G



Third system of musical notation, identical to the first system, showing the vocal line and piano accompaniment.

Am

G




All a - lone. —

All a - lone. —



Am

G



Am

G



Am

G



Snatch a piece of my pond-er - ing, dis-tant far like yon-der in, skin of my tute like, skin of my boot like,



ALONE

Am

fly in soup like, where's the wait - ress? Can't take this, can't face this, these airs and all these gra - ces,

it's my mis-take, I make it. Straight up to the boom I bake it. Bounce wig - gle, bounce wig - gle

G


shak - ing all the pains out. Che - mi - cal cut throats bound_ to blow the brains out.

G

Hurts to the pain, this ain't no game, I feel no shame, I birth this pain, I

Am

G



twist the cain, I twist a - gain, I push the plain. It's plain as day



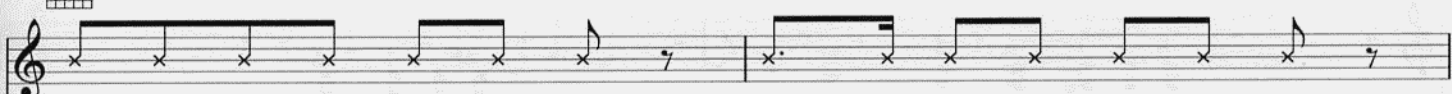
Am



known to what the say - er say, known to what these do - ers do, it's



G



you and who and you know where we a - bout to take it there.



Am



We a-bout to make it clear we hap - py on we lone - some. The lone heart, the beat drum, the



Am

5fr



G

3fr




Am

5fr

G

3fr




Am


5fr

G

3fr




Am  5fr

G  3fr

N.C.

All a - lone. — Aah




Bm 


C  3fr

Ped. *Ped.*




Bm 

(Female voice)

C  3fr

Close — your eyes — and see —

pedal cont. sim.



Bm 

C  3fr

when there ain't — no light, — all — you'll — ev - er be, —



D
5fr

come and save the night. Cos I

Detailed description: This system contains the first two measures of the piece. The vocal line starts with a half note G4, followed by a quarter note A4, a quarter note B4, and a half note C5. The piano accompaniment features a steady eighth-note bass line in the right hand and a simple bass line in the left hand. A guitar chord diagram for D major (5th fret) is shown above the staff.

Em A/C# Am
7fr 5fr 5fr

don't need, when the morn - ing comes

Detailed description: This system contains the next three measures. The vocal line has a half note G4, a quarter note A4, a quarter note B4, and a half note C5. The piano accompaniment continues with eighth-note patterns. Chord diagrams for Em (7th fret), A/C# (5th fret), and Am (5th fret) are provided above the staff.

D
5fr

it does - n't seem to say an aw - ful lot to me.

Detailed description: This system contains the next three measures. The vocal line has a half note G4, a quarter note A4, a quarter note B4, and a half note C5. The piano accompaniment continues with eighth-note patterns. A guitar chord diagram for D major (5th fret) is shown above the staff.

Am G
5fr 3fr

Detailed description: This system contains the final two measures. The vocal line has a half note G4, a quarter note A4, a quarter note B4, and a half note C5. The piano accompaniment continues with eighth-note patterns. Chord diagrams for Am (5th fret) and G major (3rd fret) are provided above the staff.

WHITE LIGHT

Am



G



Am



G



Am



G



Am



G



All a - lone. — All a - lone. —

Am 5fr G 3fr

All a - lone. All a - lone.

Detailed description: This system contains the first two measures of the piece. The guitar part is shown in two staves: a treble clef staff with chords and a bass clef staff with a rhythmic bass line. The vocal line is in a treble clef staff. The first measure is marked with an Am chord (5th fret) and the second with a G chord (3rd fret). The lyrics 'All a - lone.' are written under the vocal line in two measures.

Am 5fr G 3fr

All a - lone. All a - lone.

Detailed description: This system contains the next two measures. The guitar part continues with the same chord progression and bass line. The vocal line continues with the lyrics 'All a - lone.' in two measures.

Am 5fr G 3fr

Detailed description: This system contains the next two measures. The guitar part is silent, indicated by a whole rest in the treble clef staff. The piano accompaniment continues in the treble and bass clef staves.

Am 5fr N.C.

Detailed description: This system contains the final two measures. The guitar part is silent, indicated by a whole rest in the treble clef staff. The piano accompaniment concludes in the treble and bass clef staves. The text 'N.C.' is written above the second measure.

WHITE LIGHT

Words and Music by Gorillaz

♩ = 153

N.C.

White light, white light, al - co -

This system contains the first four measures of the song. The vocal line is in treble clef with a key signature of one sharp (F#) and a 4/4 time signature. The lyrics are "White light, white light, al - co -". The piano accompaniment is shown in grand staff (treble and bass clefs) with a key signature of one sharp and a 4/4 time signature. The first measure is marked "N.C." (No Chords).

Em



- hol, al - co - hol, al - co - hol, white light. White light,

This system contains measures 5 through 8. The vocal line continues with the lyrics "- hol, al - co - hol, al - co - hol, white light. White light,". The piano accompaniment includes a double bar line between measures 6 and 7. An "Em" chord diagram is shown above the vocal line in measure 7. The piano accompaniment in the bass clef shows a rhythmic pattern of eighth notes.

white light, white light, al - co -

This system contains the final four measures of the song. The vocal line continues with the lyrics "white light, white light, al - co -". The piano accompaniment continues with the same rhythmic pattern as in the previous system.

WHITE LIGHT

hol, al - co - hol, al - co - hol, white light. White light,

E⁵ 7fr
D⁴ 5fr

white light, white light, al - co -

E⁵ 7fr
D⁴ 5fr
E⁵ 7fr
D⁴ 5fr

- hol, al - co - hol, al - co - hol, white light. White light,

E⁵ 7fr
Edim⁵ 7fr
E⁴ 8fr
D⁴ 5fr
E⁵ 7fr
D⁴ 5fr

white light, white light, al - co -

E⁵ 7fr
D⁴ 5fr
E⁵ 7fr
D⁴ 5fr

E⁵ Edim⁵ E⁴ D⁴ Em

hol, al - co - hol, al - co - hol, white light. White light,

white light, white light, al - co -

Em

-hol, al - co - hol, al - co - hol, white light.

A Em


A  5fr


D  xx0


G  3fr





This system contains the first three measures of the piece. The guitar part has rests in all three measures. The piano accompaniment consists of chords in the right hand and a bass line in the left hand. The vocal line has rests in all three measures.

D  xx0

G  3fr

D  xx0

G  3fr



This system contains measures 4 through 7. The guitar part has rests in all four measures. The piano accompaniment continues with chords and a bass line. The vocal line has rests in measures 4, 5, and 6, followed by a quarter note in measure 7.

A  xx0

B  7fr



This system contains measures 8 through 11. The guitar part has rests in all four measures. The piano accompaniment continues with chords and a bass line. The vocal line has rests in measures 8, 9, and 10, followed by a quarter note in measure 11.

Em  0220

White light, white light,



This system contains measures 12 through 15. The guitar part has rests in all four measures. The piano accompaniment continues with chords and a bass line. The vocal line has rests in measures 12, 13, and 14, followed by a quarter note in measure 15.

DARE

E5 7fr Edim5 7fr

white light, al - co - hol, al - co - hol, al - co -

The first system of music features a vocal line in treble clef with a key signature of one sharp (F#). The lyrics are "white light, al - co - hol, al - co - hol, al - co -". The piano accompaniment consists of two staves: the right hand in treble clef and the left hand in bass clef. The right hand plays chords and single notes, while the left hand plays a steady eighth-note bass line. Above the first staff, two guitar chord diagrams are shown: E5 7fr and Edim5 7fr.

E4 8fr D4 5fr E5 7fr D4 5fr

- hol, white light.

The second system continues the vocal line with the lyrics "- hol, white light.". The piano accompaniment continues with the same rhythmic pattern. Above the first staff, four guitar chord diagrams are shown: E4 8fr, D4 5fr, E5 7fr, and D4 5fr.

E5 7fr D4 5fr E5 7fr

The third system shows the piano accompaniment continuing. Above the first staff, three guitar chord diagrams are shown: E5 7fr, D4 5fr, and E5 7fr.

D4 5fr E5 7fr Edim5 7fr E4 8fr D4 5fr E5 7fr

The fourth system concludes the piece. Above the first staff, six guitar chord diagrams are shown: D4 5fr, E5 7fr, Edim5 7fr, E4 8fr, D4 5fr, and E5 7fr.

DARE

Words and Music by Gorillaz

♩ = 120

N.C.

It's com-ing up, it's com-ing up, it's com-ing up, it's com-ing up,

it's com - ing up, it's com - ing up, it's DARE.

Gm



It's



Musical staff with a whole rest and a bar line.

DARE.

Musical staff with a whole note and a bar line.

Aah.

Piano accompaniment for the first system, including treble and bass staves.



Musical staff with a double bar line and a 2° only marking.

2° only

That's what you

Musical staff with lyrics: You've got to press it on you, you just a think it, that's what you

You've got to press it on you, you just a think it, that's what you

Piano accompaniment for the second system, including treble and bass staves.



Musical staff with lyrics: do ba - by. Hold it down there.

do ba - by.

Hold it down there.


Musical staff with lyrics: do ba - by. Hold it down there.

do ba - by.

Hold it down there.

Piano accompaniment for the third system, including treble and bass staves.

Gm





And feel like you—
 Jump with them all and move it, jump back and forth and feel like you—

B^b


Gm


I.
 N.C.



— were there your-self, — work it — out. —
 — were there your-self, — work it — out. — Oh, —

Gm




Nev - er did no harm, — nev - er did no harm. — It's
 ooh. —

B^b

there. It's com - ing up, it's com - ing up, it's com - ing up, it's com - ing up, it's com - ing up.

Gm

it's there. It's

B^b **Gm**

there. Aah.

2.



Nev-er did no harm, — nev-er did no harm. — It's

Ooh.



there. It's com - ing up, it's com - ing up, it's com - ing up, it's com - ing up, it's com - ing up,

N.C.



it's there.

Uh. You've got to press — it on — you.



That's what you do ba - by. Hold it down.

You just a think it that's what you do ba - by. Hold it down.




there.


there. Jump with them all and move it,



And feel like you were there your - self work it

jump back and forth, and feel like you were there your - self work it

Gm 



— out. — You got to press — it on — you. You just a think.


— out. — You got to press — it on — you. You just a think.

B \flat  Gm 



— it that's what you — do ba - by. Hold it down — there. —

— it that's what you — do ba - by. Hold it down — there. —



Jump with them all and move it. Jump back and forth, and feel like you —

Jump with them all and move it. Jump back and forth, and feel like you —

FIRE COMING OUT OF THE WOODS

B^b  **Gm** 

— were there your - self, — work it — out —

— were there your - self, — work it — out —



Gm 



Gm 

Ooh



B^b  **Gm** 



FIRE COMING OUT OF THE MONKEY'S HEAD

Words and Music by Gorillaz



(Narration)

Once upon a time at the foot of a great mountain, there was a town where the people

known as happy folk lived.

Their very existence a mystery to the rest of the world, obscured as it

(hum)

was by great clouds.

Here they played out their peaceful lives innocent of the litany of excess and

violence that was growing in the world below. To live in harmony with the spirit of the mountain called monkey was enough.

The first system of music features a vocal line on a single treble clef staff and a piano accompaniment on a grand staff (treble and bass clefs). The vocal line consists of a series of quarter and eighth notes. The piano accompaniment includes chords and a bass line with eighth notes.



Then one day strange folk arrived in the town, they came in camouflage, hidden

The second system continues the musical piece with a vocal line and piano accompaniment. The vocal line has a similar rhythmic pattern to the first system. The piano accompaniment provides harmonic support with chords and a steady bass line.



behind dark glasses but no-one noticed them, they only saw shadows, you see without the truth of the

The third system of music features a vocal line and piano accompaniment. The vocal line continues the narrative of the lyrics. The piano accompaniment maintains the harmonic structure established in the previous systems.



eyes, the happy folk were blind.

The fourth and final system of music on this page features a vocal line and piano accompaniment. The vocal line concludes the phrase with the lyrics 'eyes, the happy folk were blind.' The piano accompaniment provides a final harmonic resolution.

COMING OUT OF THE MONKEY HEAD

Am 5fr (Voice) G 3fr Am 5fr G 3fr

Fal - ling out of ae - ro - planes and hid - ing out in holes,

Am 5fr G 3fr Am 5fr G 3fr

wait - ing for the sun - set to come peo - ple go - ing home.

Am 5fr G 3fr Am 5fr G 3fr

Jumped out from be - hind them and shoot them in the head, now

Am 5fr G 3fr Am 5fr G 3fr

ev - 'ry - one danc - ing the dance of the dead, the dance.

Am 5fr G 3fr Am 5fr G 3fr Am 5fr G 3fr

— of the dead, the dance — of the dead. —

This system contains the first line of music. It features a vocal melody on a treble clef staff and piano accompaniment on grand staff (treble and bass clefs). Above the vocal staff, six guitar chord diagrams are provided: Am 5fr, G 3fr, Am 5fr, G 3fr, Am 5fr, and G 3fr. The lyrics are: "— of the dead, the dance — of the dead. —".

Am 5fr

(hum)

This system contains the second line of music. It features a vocal melody on a treble clef staff and piano accompaniment on grand staff. A guitar chord diagram for Am 5fr is shown above the vocal staff. The lyrics are: "(hum)".

Am 5fr

(Narration)

In time, the strange folk found their way into the higher reaches of the mountain, and it was there that they found the caves

This system contains the third line of music. It features a vocal melody on a treble clef staff and piano accompaniment on grand staff. A guitar chord diagram for Am 5fr is shown above the vocal staff. The lyrics are: "In time, the strange folk found their way into the higher reaches of the mountain, and it was there that they found the caves".

of unimaginable sincerity and beauty. By chance they stumbled upon the place where

This system contains the fourth line of music. It features a vocal melody on a treble clef staff and piano accompaniment on grand staff. The lyrics are: "of unimaginable sincerity and beauty. By chance they stumbled upon the place where".

all good souls come to rest. The strange folk they coveted the jewels from these caves above all

Am

E

things, and soon they began to mine the mountain. Its rich seam fuelling the chaos of their own

F

E

F

E

Am

world. Mean - while, down in the town the happy folk slept restlessly, their

A

E

C

G

F

dreams invaded by shadowy figures, digging away at their souls. Every day, people would wake and

E

Am

5fr

LET LOVE BE OUR PLAN

stare at the mountain. Why was it bringing darkness into their lives? And as the strange folk mined

(hum)

The first system of the musical score consists of three staves. The top staff is a vocal line in treble clef with lyrics. The middle staff is a piano accompaniment in treble clef, and the bottom staff is in bass clef. The music is in a key with one sharp (F#) and a 4/4 time signature. The piano accompaniment features a steady bass line and chords in the right hand.

deeper and deeper into the mountain, holes began to appear, bringing with them a cold and bitter wind that chilled the very soul of the

The second system continues the musical score with three staves. The vocal line has a long note with a slur over it, indicating a sustained sound. The piano accompaniment remains consistent with the first system.

monkey. For the first time the happy folk felt fearful for they knew that soon the monkey would stir from its deep sleep. And then came a

The third system continues the musical score with three staves. The vocal line has several notes with a steady rhythm. The piano accompaniment continues with the same pattern.

Am
5fr

A guitar chord diagram for the Am 5fr chord, showing the fretting on the fifth fret for the Am chord.

sound, distant at first, that grew and a catastrophe so immense that it could be heard far away in space. There were no

The fourth system continues the piano accompaniment with three staves. The vocal line is not present in this system, as the lyrics end with "There were no".

screams, there was no time, the mountain called monkey had spoken. There was only fire and then...

nothing. Oh lit - tle town in U. S. A. the

N.C. Am 5fr Em 7fr

time has come to see, it's no - thing you be - lieve you

F 8fr Em 7fr F 8fr Em 7fr

are. But where were you when it all came down on

A 5fr F 8fr Em 7fr C 8fr G 3fr

me? Did you call me?

F Em

DON'T GET LOST IN HEAVEN

Words and Music by Gorillaz


Swing Feel ♩ = 122


A  5fr


G  3fr





Ped.  

A  5fr

G  3fr



Ped.  

A  5fr

G  3fr




Got off the plane to the coun - try - side, I drove to the moun-tain and the

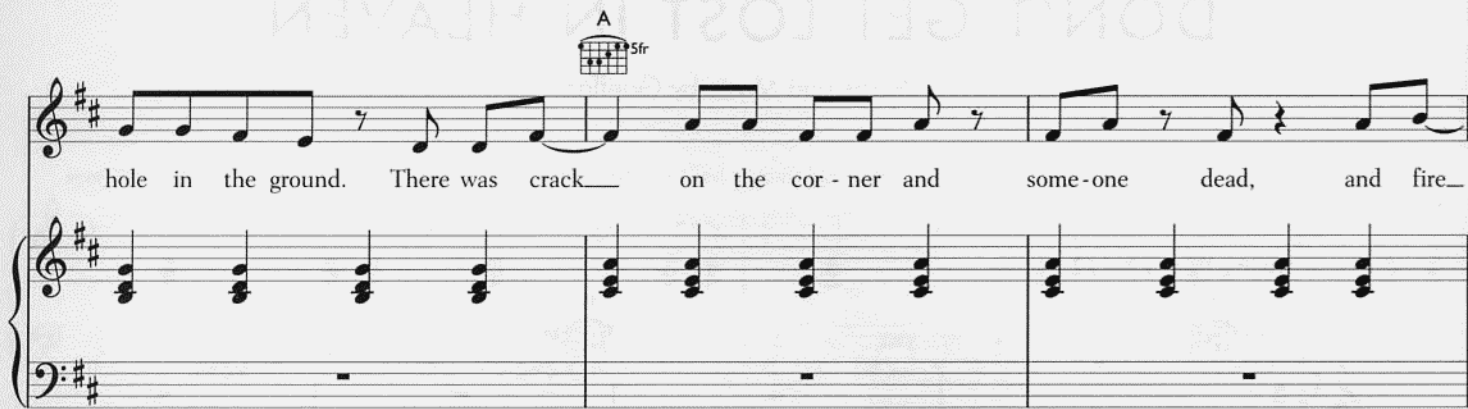
Pedal cont. sim.

DON'T GET LOST IN HEAVEN


A



hole in the ground. There was crack on the cor - ner and some - one dead, and fire -



G




3fr

A



5fr

— com - ing out of a mon - key's head. Don't get lost in hea - ven - en,



G



3fr

A



5fr

they've got locks on the ga - te. Don't go o - ver the edge, edge,



G



3fr

A



5fr

you'll make a big mis - ta - ke.



G  3fr

A  5fr




G  3fr

A  5fr


Put me in a cab to sub - ur - bi - a I just.



G  3fr

A  5fr

— took a line but I was - n't with you, there was more— of it there when I



G  3fr

got back home, but you'd— left me, you don't know my soul. You're a ho,



A 5fr G 3fr

girl yeah you're a ho - bo.

Don't get lost in hea - ven - en, they've got locks on the ga -

A 5fr G 3fr

te. Don't go o - ver the edge, edge, you'll make a big mis - take.

G 3fr A 5fr G 3fr

You'll make a big mis - take, aah,



A 5fr G 3fr A 5fr


you'll make a big mis - take, aah.

DEMON DAYS



Words and Music by Gorillaz

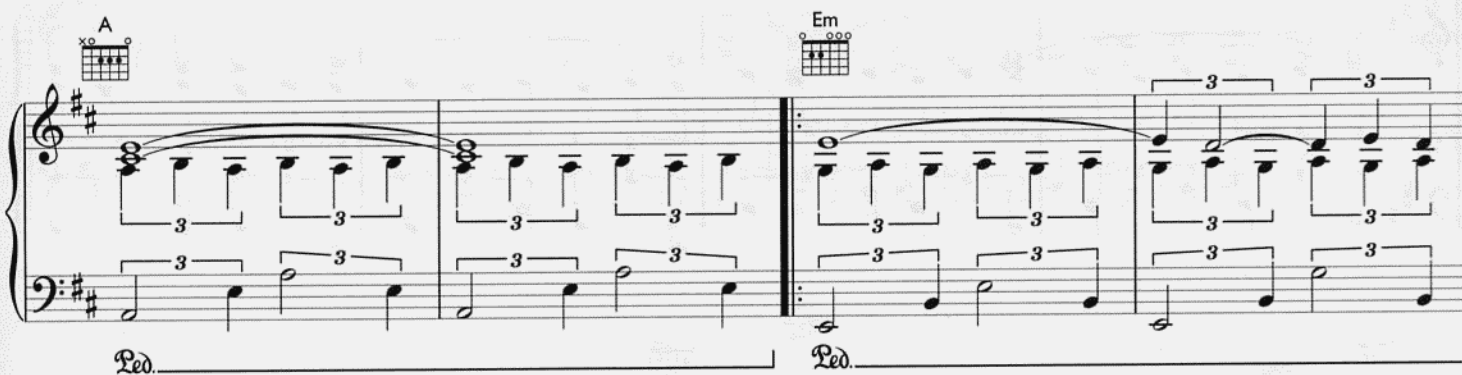
♩ = 125

A  Em 






Ped. Ped.

A  Em 





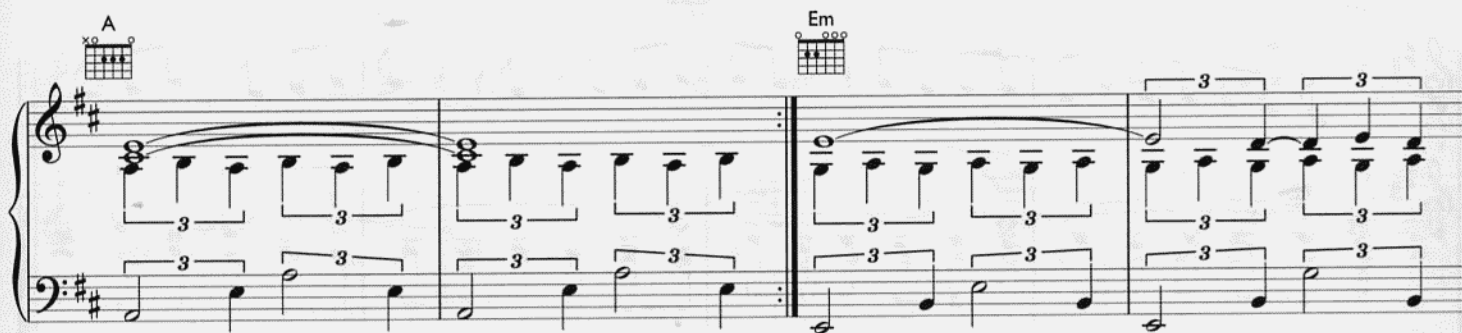
Ped. Ped.

A  Em 



Pedal cont. sim.

A  Em 






DEMON DAYS





Vocals (ad lib.)




A  Em 





The first system of music shows a vocal line in the upper staff and piano accompaniment in the lower staves. The key signature has two sharps (F# and C#). The piano accompaniment consists of a steady eighth-note triplet pattern in both hands. The vocal line begins with a melodic phrase, followed by a rest, and then continues with another melodic phrase.

A  Em 


Ooh





The second system continues the piano accompaniment with triplets. The vocal line has a rest for the first two measures, then enters with the word "Ooh" on a long note, followed by a melodic phrase.

A  Em 


ooh





The third system continues the piano accompaniment with triplets. The vocal line has a rest for the first two measures, then enters with the word "ooh" on a long note, followed by a melodic phrase.


A  Em 

ooh



The fourth system continues the piano accompaniment with triplets. The vocal line has a rest for the first two measures, then enters with the word "ooh" on a long note, followed by a melodic phrase.

A  1° only 






A   (2°) In these





A   de - mon days it's so cold in - side, so hard for a good soul to sur - vive. You can't




A   ev - en trust the air you breathe, cause Mo - ther Earth wants us all to leave. When



A  Em 



lies be - come re - a - li - ty — you numb your-self with drugs — and T. - V.




A  Em 



Lift your-self up, it's a brand new day, so turn — your-self round, don't burn — your-self, turn your-self,




1.  Em 



turn your-self — a - round — to — the sun! — In these




2.  Em 



turn your-self — a - round — to the sun, — To the sun, — to the sun, —




A  To the sun,  To the sun,



to the sun, to the sun,




A  To the sun,  To the sun,

to the sun, to the sun,



A  To the sun,  To the sun,

to the sun, to the sun,



To the sun,

to the sun,



LAST LIVING SOULS
KIDS WITH GUNS
O GREEN WORLD
DIRTY HARRY
FEEL GOOD INC.
EL MAÑANA
EVERY PLANET WE REACH IS DEAD
NOVEMBER HAS COME
ALL ALONE
WHITE LIGHT
DARE
FIRE COMING OUT OF THE MONKEY'S HEAD
DON'T GET LOST IN HEAVEN
DEMON DAYS



FABER *ff* MUSIC

FABER MUSIC • 3 QUEEN SQUARE • LONDON
fabermusic.com

GORILLAZ
WWW.GORILLAZ.COM